

XML Metadata Interchange (XMI)

Version 1.1

Joint Submission

<i>Unisys Corporation</i>	<i>Fujitsu</i>
<i>International Business Machines Corporation</i>	<i>Softeam</i>
<i>Cooperative Research Centre for Distributed Systems Technology (DSTC)</i>	<i>Recerca Informatica</i>
<i>Oracle Corporation</i>	<i>Daimler-Benz</i>
<i>Platinum Technology, Inc.</i>	

Supported by:

<i>Cayenne Software</i>	<i>Ardent</i>
<i>Genesis Development</i>	<i>Aviatis</i>
<i>Inline Software</i>	<i>ICONIX</i>
<i>Rational Software Corporation</i>	<i>Integrated Systems</i>
<i>Select Software</i>	<i>Verilog</i>
<i>Sprint Communications Company</i>	<i>Telefonica I+D</i>
<i>Sybase, Inc.</i>	<i>Universitat Politecnica de Catalunya</i>
<i>Xerox</i>	<i>NCR</i>
<i>EDS</i>	<i>Nihon Unisys</i>
<i>Boeing</i>	<i>NTT</i>

OMG Document ad/99-10-02

October 25, 1999

Copyright 1998, 1999 Unisys Corporation
Copyright 1998, 1999 IBM Corporation
Copyright 1998, 1999 Cooperative Research Centre for Distributed Systems Technology (DSTC)
Copyright 1998, 1999 Oracle Corporation
Copyright 1998, 1999 Platinum Technology, Inc.
Copyright 1998, 1999 Fujitsu
Copyright 1998, 1999 Softeam
Copyright 1998, 1999 Recerca Informatica
Copyright 1998, 1999 Daimler-Benz

The companies listed above hereby grant a royalty-free license to the Object Management Group, Inc. (OMG) for worldwide distribution of this document or any derivative works thereof, so long as the OMG reproduces the copyright notices and the below paragraphs on all distributed copies.

The material in this document is submitted to the OMG for evaluation. Submission of this document does not represent a commitment to implement any portion of this specification in the products of the submitters.

WHILE THE INFORMATION IN THIS PUBLICATION IS BELIEVED TO BE ACCURATE, THE COMPANIES LISTED ABOVE MAKE NO WARRANTY OF ANY KIND WITH REGARD TO THIS MATERIAL INCLUDING BUT NOT LIMITED TO THE IMPLIED WARRANTIES OF MERCHANTABILITY AND FITNESS FOR A PARTICULAR PURPOSE. The companies listed above shall not be liable for errors contained herein or for incidental or consequential damages in connection with the furnishing, performance or use of this material. The information contained in this document is subject to change without notice.

This document contains information which is protected by copyright. All Rights Reserved. Except as otherwise provided herein, no part of this work may be reproduced or used in any form or by any means—graphic, electronic, or mechanical, including photocopying, recording, taping, or information storage and retrieval systems—without the permission of one of the copyright owners. All copies of this document must include the copyright and other information contained on this page.

The copyright owners grant member companies of the OMG permission to make a limited number of copies of this document (up to fifty copies) for their internal use as part of the OMG evaluation process.

RESTRICTED RIGHTS LEGEND. Use, duplication, or disclosure by government is subject to restrictions as set forth in subdivision (c) (1) (ii) of the Right in Technical Data and Computer Software Clause at DFARS 252.227.7013.

CORBA, OMG, and Object Request Broker are trademarks of Object Management Group.

Table of Contents

1. Preface	1-9
1.1 Cosubmitting Companies and Supporters	1-9
1.2 Introduction	1-10
1.3 Submission contact points	1-12
1.4 Status of this Document	1-16
1.5 Guide to the Submission	1-16
1.6 Conventions	1-17
2. Proof of Concept	2-19
2.1 Copyright Waiver	2-19
2.2 Proof of Concept	2-19
3. Response to RFP Requirements	3-21
3.1 Mandatory Requirements	3-21
3.1.1 Required Meta-metamodel	3-21
3.1.2 Syntax and Encoding	3-21
3.1.3 Referenced Concepts	3-22
3.1.4 UML Support	3-22
3.1.5 International Codesets	3-22
3.2 Optional Requirements	3-23
3.2.1 Compact Data Representation	3-23
3.2.2 Compatibility with other Metamodels and Interchange Formats	3-23
3.3 Issues for discussion	3-24
3.4 Scope of Revision Task Force	3-26

4.	Design Rationale	4-27
4.1	Design Overview	4-27
4.2	XMI and the MOF	4-28
4.2.1	An Overview of the MOF	4-28
4.2.2	The relationship between XMI and MOF ...	4-31
4.2.3	The relationship between XMI, MOF and UML	4-32
4.3	XMI and XML	4-32
4.3.1	The roots of XML	4-32
4.3.2	Benefits of using XML	4-33
4.3.3	XML and the Computer Industry	4-34
4.3.4	How XML works	4-34
4.3.5	XML and the OMG	4-36
4.3.6	New XML Technologies	4-37
4.4	Major Design Goals and Rationale	4-38
4.4.1	Universally Applicable Solution	4-38
4.4.2	Automatic Generation of Transfer Syntax ..	4-39
4.4.3	Conformance with XML paradigms	4-39
4.4.4	Knowledge of Metamodels	4-40
4.4.5	Complete Encoding of Metadata	4-40
4.4.6	Correctness of MOF MetaModels	4-41
4.4.7	Model Fragments	4-41
4.4.8	Ill-Formed Models	4-41
4.4.9	Model Versions	4-42
4.4.10	Model Extensibility	4-42
4.4.11	MOF as an Information Model	4-43
4.4.12	Status of MOF and UML DTDs	4-43
5.	Usage Scenarios	5-45
5.1	Purpose	5-45
5.2	Combining tools in a heterogeneous environment	5-45
5.3	Co-operating with common metamodel definitions	5-46
5.4	Working in a distributed and intermittently connected environment	5-47
5.5	Promoting design patterns and reuse	5-47
6.	XMI DTD Design Principles	6-49
6.1	Purpose	6-49
6.2	Use of XML DTDs	6-49
6.2.1	XML Validation of XMI documents	6-50

	6.2.2	Requirements for XMI DTDs	6-50
6.3		Basic Principles	6-51
	6.3.1	Required XML Declarations	6-51
	6.3.2	Metamodel Class Representation	6-51
	6.3.3	Metamodel Extension Mechanism	6-52
6.4		XMI DTD and Document Structure	6-52
6.5		Necessary XMI DTD Declarations	6-53
	6.5.1	Necessary XMI Attributes	6-53
	6.5.2	Common XMI Elements	6-55
	6.5.3	XMI	6-56
	6.5.4	XMI.header	6-57
	6.5.5	XMI.content	6-57
	6.5.6	XMI.extensions	6-57
	6.5.7	XMI.extension	6-58
	6.5.8	XMI.documentation	6-58
	6.5.9	XMI.model	6-59
	6.5.10	XMI.metamodel	6-59
	6.5.11	XMI.metametamodel	6-59
	6.5.12	XMI.import	6-60
	6.5.13	XMI.difference	6-60
	6.5.14	XMI.delete	6-61
	6.5.15	XMI.add	6-61
	6.5.16	XMI.replace	6-61
	6.5.17	XMI.reference	6-61
	6.5.18	XMI Datatype Elements	6-62
6.6		Metamodel Class Specification	6-66
	6.6.1	Namespace Qualified XML Element Names	6-66
	6.6.2	Metamodel Multiplicities	6-68
	6.6.3	Class specification	6-68
	6.6.4	Inheritance Specification	6-69
	6.6.5	Attribute Specification	6-70
	6.6.6	Association Specification	6-71
	6.6.7	Containment Specification	6-72
6.7		Transmitting Incomplete Metadata	6-72
	6.7.1	Interchange of model fragments	6-72
	6.7.2	XMI encoding	6-73
	6.7.3	Example	6-73
6.8		Linking	6-73
	6.8.1	Design principles:	6-73
	6.8.2	Linking	6-74

6.8.3	Example from UML	6-75
6.8.4	XML.reference	6-76
6.9	Transmitting Metadata Differences	6-76
6.9.1	Definitions:	6-77
6.9.2	Differences	6-77
6.9.3	XMI encoding	6-78
6.9.4	Example	6-78
6.10	Document exchange with multiple tools	6-79
6.10.1	Definitions:	6-80
6.10.2	Procedures:	6-80
6.10.3	Example	6-81
6.11	UML DTD	6-82
6.12	General datatype mechanism	6-82
7.	XML DTD Production	7-85
7.1	Purpose.	7-85
7.2	Rule Set 1: Simple DTD.	7-87
7.2.1	EBNF	7-87
7.2.2	Pseudo-code	7-94
7.2.3	Auxiliary functions.	7-102
7.3	Rule Set 2: Grouped entities.	7-116
7.3.1	EBNF	7-116
7.3.2	Pseudo-code	7-127
7.3.3	Rules.	7-128
7.3.4	Auxiliary functions.	7-137
7.4	Rule Set 3: Hierarchical Grouped entities	7-145
7.4.1	EBNF	7-145
7.4.2	Pseudo-code	7-157
7.4.3	Rules.	7-157
7.4.4	Auxiliary functions.	7-167
7.5	Fixed DTD elements	7-177
8.	XML Generation Principles	8-185
8.1	Purpose.	8-185
8.2	Introduction	8-185
8.3	Two Model Sources	8-185
8.3.1	Production by Object Containment.	8-186
8.3.2	MOF's Role in XML Production	8-192
8.3.3	Production by Package Extent	8-192

8.4	Distinctions between Approaches in Certain Situations	8-196
8.4.1	External Links	8-196
8.4.2	Links not Represented by References.	8-197
8.4.3	Classifier-level Attributes.	8-197
8.4.4	Standard Elements	8-197
9.	XML Document Production	9-199
9.1	Purpose.	9-199
9.2	Introduction	9-199
9.3	ENBF Rules Representation.	9-199
9.4	OCL Rules Representation.	9-207
9.4.1	EBNF Productions	9-207
9.4.2	OCL Rules	9-207
9.5	Production Rules	9-209
9.5.1	Production by Object Containment.	9-209
9.5.2	Production by Package Extent	9-211
9.5.3	Object Productions	9-213
9.5.4	Attribute Production	9-215
9.5.5	Reference Productions	9-218
9.5.6	Composition Production.	9-220
9.5.7	DataValue Productions	9-220
9.5.8	CORBA-Specific Types	9-228
9.5.9	Helpers	9-238
9.5.10	CORBA-Specific Helpers.	9-245
10.	Compatibility with Other Standards	10-247
10.1	Introduction	10-247
10.2	XMI and W3C DCD	10-248
10.3	XMI and CDIF.	10-248
11.	Conformance Issues	11-251
11.1	Introduction	11-251
11.2	Required Compliance.	11-251
11.2.1	XMI DTD Compliance.	11-251
11.2.2	XMI Document Compliance.	11-252
11.2.3	Usage Compliance	11-252
11.3	Optional Compliance Points.	11-252
11.3.1	XMI MOF Subset.	11-252
11.3.2	XMI DTD Compliance.	11-253

11.3.3	XMI Document Compliance	11-253
11.3.4	Usage Compliance	11-253

References References-255

Glossary Glossary-257

Preface

1

1.1 Cosubmitting Companies and Supporters

The following companies are pleased to revise the XML Metadata Interchange specification (hereafter referred to as XMI) in response to the Object Analysis & Design Task Force RFP3 - Stream based Model Interchange Format (SMIF) and XMI RTF 1.1:

- Unisys Corporation
- International Business Machines Corporation
- Cooperative Research Centre for Distributed Systems Technology (DSTC)
- Oracle Corporation
- Platinum Technologies, Inc.
- Fujitsu
- Softeam
- Recerca Informatica
- Daimler-Benz

The following companies are pleased to support the XMI specification:

- Cayenne Software
- Genesis Development
- Inline Software
- Rational Software Corporation
- Select Software
- Sprint Communications Company
- Sybase, Inc.

- Xerox
- EDS
- Boeing
- Ardent
- Aviatis
- ICONIX
- Integrated Systems
- Verilog
- Telefonica I+D
- Universitat Politecnica de Catalunya
- NCR
- Nihon Unisys
- NTT

1.2 Introduction

The main purpose of XMI is to enable easy interchange of metadata between modeling tools (based on the OMG UML) and metadata repositories (OMG MOF based) in distributed heterogeneous environments. XMI integrates three key industry standards:

- XML - eXtensible Markup Language, a W3C standard
- UML - Unified Modeling Language, an OMG modeling standard
- MOF - Meta Object Facility, an OMG metamodeling and metadata repository standard

The integration of these three standards into XMI marries the best of OMG and W3C metadata and modeling technologies, allowing developers of distributed systems to share object models and other metadata over the Internet.

XMI, together with MOF and UML form the core of the OMG metadata repository architecture as illustrated in Figure 1-1. The UML standard defines a rich, object oriented modeling language that is supported by a range of graphical design tools. The MOF standard defines an extensible framework for defining models for metadata, and providing tools with programmatic interfaces to store and access metadata in a repository. XMI allows metadata to be interchanged as streams or files with a standard format based on XML. The complete architecture offers a wide range of implementation choices to developers of tools, repositories and object frameworks. XMI in particular lowers the barrier to entry for the use of OMG metadata standards.

Key aspects of the architecture include:

- A four layered metamodeling architecture for general purpose manipulation of metadata in distributed object repositories. See the MOF and UML specifications for more details

SMIF (XMI) and OMG Repository Architecture

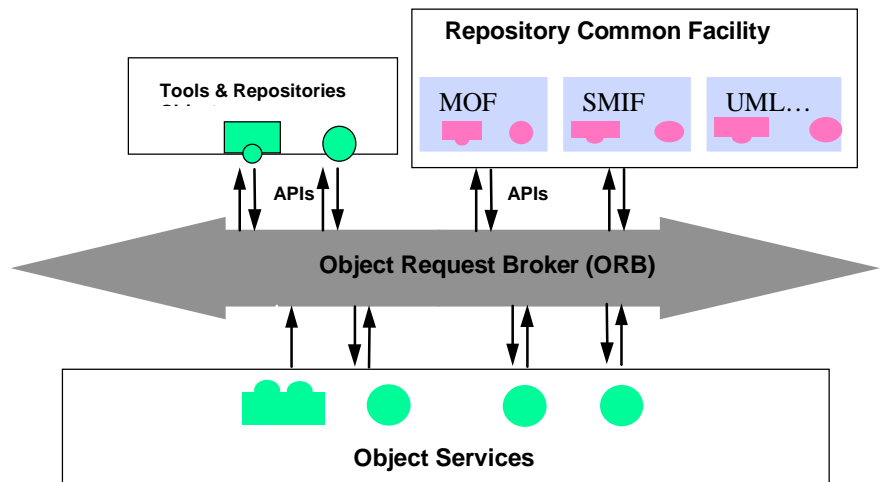


Figure 1-1 The OMG Repository Architecture and the SMIF

- The use of MOF to define and manipulate metamodels programmatically using fine grained CORBA interfaces. This approach leverages the strength of CORBA distributed object infrastructure.
- The use of UML notation for representing models and metamodels
- The use of standard information models (UML) to describe the semantics of object analysis and design models
- The use of SMIF (the current XMI proposal) for stream based interchange of metadata

The OMG ADTF and other task forces have already begun extending this architecture to include data warehouse metadata (Common Warehouse Metadata Interchange RFP) and other metadata by defining MOF compliant metamodels.

This submission mainly consists of:

- A set of XML Document Type Definition (DTD) production rules for transforming MOF based metamodels into XML DTDs
- A set of XML Document production rules for encoding and decoding MOF based metadata
- Design principles for XMI based DTDs and XML Streams
- Concrete DTDs for UML and MOF

This submission defines these standards and provides proof of concept that covers key aspects of the XMI. The submission represents the integration of work currently underway by the co-submitters and supporters in the areas of object repositories, object modeling tools, web authoring technology and business object management in distributed object environments. The co-submitters intend to commercialize the XMI technology within the guidelines of the OMG.

Adoption of this submission would enhance metadata management and metadata interoperability in distributed object environments in general and in distributed development environments in particular. While this response addresses stream based metadata interoperability in the object analysis and design domain, XMI (in part because it is MOF based) is equally applicable to metadata in many other domains. Examples include metamodels that cover the application development life cycle as well as additional domains such as data warehouse management, distributed objects and business object management. OMG is expected to issue new RFPs to cover these additional domains. The submitters expect this version of the XMI to evolve in the future to address new requirements.

The adoption of the UML and MOF specifications in 1997 was a key step forward for the OMG and the industry in terms of achieving consensus on modeling technology and repositories after years of failed attempts to unify both areas. The adoption of XMI is expected to reduce the plethora of proprietary metadata interchange formats and minimally successful attempts of the Meta Data Coalition (Meta Data Interchange Specification) and Case Data Interchange Format (EIA CDIF) because of widespread adoption of W3C (XML) and OMG (UML, MOF) standards. XMI is also expected to ease the integration of CORBA, XML, Java, and COM based development environments which are evolving towards similar extensible repository architectures based on standard information models, repository interfaces and interchange formats.

1.3 Submission contact points

Please send comments on this submission to xmi-feedback@omg.org.

All questions about this submission should be directed to:

Sridhar Iyengar
Unisys Corporation
25725 Jeronimo Rd.
Mission Viejo, CA 92691
Phone: +1 949 380 5692
E-mail: sridhar.iyengar2@unisys.com

Stephen A. Brodsky, Ph.D.
International Business Machines Corporation
555 Bailey Ave., J8RA/F320
San Jose, CA 95141
Phone: +1 408 463 5659
E-mail: SBrodsky@us.ibm.com

Contact information for members of the co-submitting companies is:

Dr. Kerry Raymond
CRC for Distributed Systems Technology
University of Queensland 4072 Australia
Phone: +61 7 3365 4310
E-mail: kerry@dstc.edu.au

Dr. Stephen Crawley
CRC for Distributed Systems Technology
Phone: +61 7 3365 4310
E-mail: crawley@dstc.edu.au

Simon McBride
CRC for Distributed Systems Technology
Phone: +61 7 3365 4310
E-mail: sjm@dstc.edu.au

Tim Grose
International Business Machines Corporation
E-mail: TGrose@us.ibm.com

Dr. Gene Mutschler
Unisys Corporation
E-mail: Gene.Mutschler@unisys.com

GK Khalsa
Unisys Corporation
E-mail: khalsa@objectrad.com

Ashit Sawhney
Unisys Corporation
E-mail: Ashit.Sawhney@unisys.com

Peter Thomas
Oracle Corporation
Oracle Parkway
Thames Valley Park
Reading, Berkshire
RG6 1RA
Phone: +44 118 924 5132
E-mail: pthomas@uk.oracle.com

John Cramer
Platinum Technology, Inc.
8045 Leesburg Pike, Suite 300
Vienna, VA 22182
Phone: +1 703 848 3288
E-mail: cramer@platinum.com

John Clark
Platinum Technology Inc.
E-mail: clark@platinum.com

Jun Ginbayashi
Fujitsu
E-mail: gin@tokyo.se.fujitsu.co.jp

Philippe Desfray
Softeam
E-mail: phd@softeam.fr

Joan M. Moral
Recerca Informatica
E-mail: uol@arrakis.es

Mario Jeckle
Daimler-Benz Research & Technology
E-mail: mario.jeckle@dbag.ulm.daimlerbenz.com

Contact information for the supporting companies is:

Naresh Bhatia
Cayenne Software [Now acquired by Sterling Software]
E-mail: Bhatian@cayennesoft.com

David Frankel
Genesis Development
E-mail: DFrankel@gendev.com

Bill Dudney
Inline Software
E-mail: BDudney@inline-software.com

Jack Greenfield
Inline Software
E-mail: Jack@inline-software.com

Magnus Christerson
Rational Software Corporation
E-mail: Christerson@rational.com

Lydia Patterson
Select Software
E-mail: Lydiap@selectst.com

Abdul Akram
Sprint Communications Company
E-mail: Abdul.Akram@mail.sprint.com

Andrew Eisenberg
Sybase, Inc.
E-mail: Andrewe@sybase.com

Cris Kobryn
EDS
E-mail: ckobryn@acm.org

Woody Pidcock
Boeing
E-mail: Woody.Pidcock@pss.boeing.com

Charlie (CQ) Rehberg
Ardent
E-mail: cq.rehberg@ardentsoftware.com

Johannes Ernst
Aviatis
E-mail: jernst@aviatis.com

Doug Rosenberg
ICONIX
E-mail: doug@iconixsw.com

Chandra Prasad
Integrated Systems
E-mail: cprasad@isi.com

Rodolphe Arthaud
Verilog
E-mail: arthaud@tlse.verilog.fr

J. Hierro
Telefonica I+D
E-mail: jhierro@tid.es

Allen Peralta
Universitat Politecnica de Catalunya
E-mail: peralta@lsi.upc.es

Bruce Mclean
NCR
E-mail: bruce.mclean@sandiegoca.ncr.com

Tsuyoshi Hoshina
Nihon Unisys, Ltd.
E-mail: Tsuyoshi.Hoshina@unisys.co.jp

Wataru Takita
NTT Mutlimedia Networks Labs.
E-mail: takita.wataru@na.tnl.ntt.co.jp

The co-submitters and supporters of the XMI submission appreciate the contributions of the following individuals during the SMIF submission process:

Don Baisley, Aditya Bansod, Robert Blum, Dan Chang, Dilhar DeSilva, Keith Duddy, Alexander Glebov, Craig Hayman, Gary Karasiuk, Kurt Kirkey, Suresh Kumar, Bruce Mclean, Jim Rhyne, Dave Stringer and Shu Wang.

1.4 Status of this Document

This document is the final joint submission to the SMIF RFP. Refer to the OMG web site, <http://www.omg.org> for additional information and the status of the adoption process.

1.5 Guide to the Submission

This proposal is presented in the following chapters:

Chapter 1 Preface

Introduces the submission and provides the context for the XMI technology within the OMG architecture

Chapter 2 Proof of Concept

Describes proof of concept efforts and results, in demonstration of the proposal's technical viability.

Chapter 3 Response to RFP Requirements

Identifies the specific RFP requirements and this proposal's response to each requirement.

Chapter 4 Design Rationale

Describes the design goals and rationale of this proposal, giving an overview of the proposed solution and insight into the motivation and design forces.

Chapter 5 Usage Scenarios

Describes how the XMI is expected to be used by customers and tool vendors

Chapter 6 XMI DTD Design Principles

Provides a discussion of Document Type Definition (DTD) usage, generation and standard parts.

Chapter 7 XML DTD Production

Specifies the production rules for DTDs, as part of the encoding of MOF based metamodels into the proposed format.

Chapter 8 XML Generation Principles

Discusses the manner in which a model is represented as an XML document.

Chapter 9 XML Document Production

Specifies the production rules for encoding any model, with a MOF- defined meta-model, in the proposed format.

Chapter 10 Compatibility with other standards

Discusses how the XMI specification is related to other industry standards

Chapter 11 Conformance Issues

Discusses conformance - mandatory and optional; compliance points in the XMI specification.

References

Lists the references used in this specification

Glossary

Describes a glossary of terms relevant to the XMI specification.

Index

Index to the submission.

Appendix A

The UML 1.1 DTD

Appendix B

The MOF 1.1 DTD

Appendix C

Example encodings of models

1.6 Conventions

IDL appears using this font.

XML appears using this font.

Object Constraint Language (OCL) appears using this font.

Caution – Cautionary information appears with this prefix, framing, and in this font.

Note – Items of note appear with this prefix, framing, and in this font

Please note that any change bars have no semantic meaning. They show the places that errata were discovered since the last submission. They are present for the convenience of readers and submitters so that the final edits can be identified.

2.1 Copyright Waiver

In the event that this specification is adopted by OMG, the XMI cosubmitters grant to the OMG, a non-exclusive, royalty-free, paid-up, worldwide license to copy and distribute this specification document and to modify the document and distribute copies of the modified version. For more detailed information, see the disclaimer on the inside of the cover page of this submission.

2.2 Proof of Concept

XMI cosubmitters and supporters have extensive experience in the areas of metadata repositories, modeling tools, CORBA and the related problems of interchange of metadata across tools in distributed heterogeneous environments. Representative portions of their experience are highlighted below:

- Unisys, IBM, Oracle and Platinum are experienced in the implementation of commercial metadata repositories that have enabled metadata interchange using APIs (proprietary, OMG MOF based, COM based etc.) and file based interchange formats (proprietary, CDIF, MDIS etc.). These metadata repository vendors have already begun prototyping the integration of XMI with their respective products.
- Oracle, Platinum and Select are among the leading modeling and design tool vendors implementing UML and are committing to using XMI as the interchange format for object and data modeling tools and repositories.
- IBM and Unisys have already prototyped round trip engineering of UML models using the XMI UML DTD for the Rational Rose and Select Enterprise products. These prototypes include the exporting of UML models from Select Enterprise and importing it into Rational Rose and then exporting the same model into Unisys UREP repository demonstrating model interoperability between tools produced by different vendors. IBM has shipped products including this function.

- Unisys has prototyped and is implementing IDL generation from a MOF based repository and has extended this work to generate both XML DTDs and XML based streams from a MOF repository server.
- IBM has shipped products with XMI support, including WebSphere, TeamConnection, and VisualAge for Java, with more on the way. IBM is also shipping the San Francisco Project, an enterprise business framework, in XMI format. IBM is working with partners using XMI as the primary basis for information interchange between tools, repositories, and databases. IBM has shipped several thousand copies of the XMI Toolkit on AlphaWorks and VisualAge Developer Domain.
- DSTC has developed prototypes for a MOF repository, along with meta-model compilers, IDL generators and server generators. These are currently being used to prototype generators for XMI interchange software that can emit an XML stream for a model held in a MOF-based repository, and can populate a MOF-based repository from an XML stream. The interchange software is being prototyped with a wide range of realistic meta-models and test cases.
- Oracle has prototyped and is implementing XMI in its design tool and repository products.
- Platinum is working on XMI based interoperability between MOF based repositories and non-MOF repositories.
- The XMI work is based on two key available metadata standards - OMG MOF and W3C XML - that are being implemented by several vendors. The first major use of XMI will be for the interchange of UML models based on the OMG standard UML metamodel
- IBM and Microsoft have implemented XML parsers which were used in our proof of concepts.
- UML 1.3, MOF 1.3, the Corba Components Model (CCM) and the Common Warehouse Metadata Interchange submission use XMI.

The submitters expect to demonstrate some of these proof of concepts in upcoming OMG meetings.

3.1 Mandatory Requirements

3.1.1 Required Meta-metamodel

Proposals shall use the MOF as its meta-metamodel.

The XMI proposal uses the MOF model as its meta-metamodel.

Any model or model fragment that has a MOF compliant metamodel can be exchanged using XMI, as can the metamodels themselves. The XMI proposal specifies how any MOF compliant meta-model maps to XML DTDs, and how a corresponding model or model fragment maps to XML.

3.1.2 Syntax and Encoding

Proposals shall provide a complete specification of the syntax and encoding needed to export/import models and meta-model extensions included in-line as part of the transfer stream. This syntax and encoding shall have an unambiguous identification to support evolution of this technology.

The XMI specification provides a complete specification for syntax and encoding needed to export and import meta-models and models including extensions. Evolution of the XMI technology is also specified. Please refer to Chapter 6, XMI DTD Design Principles and Chapter 8, XML Generation Principles for details on syntax and encoding. Example DTDs for XMI encoding of UML models and MOF metamodels are provided in the Appendices.

Evolution of technology is supported using the following specific mechanisms:

1. The XML header element identifies the XML version - currently 1.0 as adopted by W3C.

2. The XMI.header element identifies the XMI specification version number - currently 1.0.
3. The XMI.header element identifies the MOF metamodel(s) for the model information encoded in an XMI transfer stream, giving metamodel names, versions and links to their definitions.
4. The XMI.extensions element allows XMI to handle extensions to a metamodel; for example to represent the layout of a model's diagram. Extension meta-data can be transmitted inline as part of the transfer stream.

3.1.3 Referenced Concepts

Proposals shall provide a means for unambiguous identification of any concept specified in a MOF-compliant metamodel that is referenced (but the specification is not included) in a transfer stream.

The XMI.references element is used to refer to concepts used but not included in the document. Please refer to Chapter 6 XMI DTD Design Principles for details. This submission supports unambiguous identification of all MOF based meta objects using the UUID mechanism.

3.1.4 UML Support

Proposals shall demonstrate support for import/export of UML models and the UML metamodel. This demonstration shall include demonstration of a round-trip model exchange without information loss. Submissions will be evaluated regarding the extent of the UML metamodel subset (including any MOF-compliant extensions) covered by the submitter's choice of examples.

XMI has been used extensively by the co-submitters as described in Chapter 2, Proof of Concept. This prototyping includes:

1. Round-trip transfer of UML models from a tool (e.g.: Rational Rose) to an XML file and back without loss of information.
2. Transfer of UML models from between tools (e.g.: Select Enterprise to XML file to Rational Rose)
3. Transfer of UML models between a repository and tools (e.g.: Unisys UREP to XML file to Select Enterprise and IBM TeamConnection to Rational Rose.)
4. Transfer of the complete UML metamodel between tools.

3.1.5 International Codesets

Proposals shall support use of international standard codesets.

The XMI uses the optional encoding declaration of XML to specify the character set. This follows the ISO-10646 (also called the extended Unicode) standard.

3.2 *Optional Requirements*

3.2.1 *Compact Data Representation*

The interchange of metamodels may require a compact data representation in addition to the text-based representation as an alternative to the interface-based representation defined in the MOF.

Not addressed in this proposal.

3.2.2 *Compatibility with other Metamodels and Interchange Formats*

In order to preserve the investments of OMG members, proposals may be upward-compatible with the EIA/CDIF 1994 (CDIF94) Transfer Format standards. This does not imply downward-compatibility. The SMIF specification may contain constructs unsupported by CDIF94.

Not addressed in this proposal. Integration of CDIF and XMI is discussed in Chapter 10, Compatibility With Other Standards.

Proposals may contain an unambiguous, complete mapping of the concepts in the CDIF94 meta-meta-model to the concepts in the MOF.

Not addressed in this proposal. Integration of CDIF and XMI is discussed in Chapter 10, Compatibility with other standards.

Proposals may identify the impact of the proposed SMIF specification on transfer files produced using the CDIF94 Transfer Format standards. This includes identification of any changes to CDIF transfer files required to produce valid syntax and encoding per the proposed SMIF specification. This requirement may be met by providing a specification for a conversion utility for transfer files created using the CDIF94 Transfer Format standards to make them compliant with the proposed SMIF specification.

Not addressed in this proposal. Integration of CDIF and XMI is discussed in Chapter 10, Compatibility with other standards.

Proposals may provide transfer stream examples that use concepts from other industry standard metamodels.

Not addressed in this proposal.

Proposals may identify specific modeling language differences between EXPRESS and the MOF/UML and discuss ways to map between these languages. A direct mapping of all the concepts in either language to the other may not be possible.

Not addressed in this proposal.

Proposals may identify the impact of the proposed SMIF specification on existing schema definitions and transfer files produced using STEP EXPRESS. This may include identification of any changes to STEP EXPRESS files required to produce valid syntax and encoding per the proposed SMIF specification. Submissions may

include a specification for converting STEP schemas and/or transfer files created using STEP EXPRESS standards to make them compliant with the proposed SMIF specification.

Not addressed in this proposal.

3.3 Issues for discussion

Proposals in response to this RFP may discuss the usage and relevance of related technologies such as Meta-Object Definition Language (MODL), Object Constraint Language (OCL) and Universal Object Language (UOL) to the SMIF RFP.

MODL (non-normatively referenced in the OMG MOF standard) is a text-based language that is expressly designed for expressing MOF metamodels. Naturally, it has a direct correspondence with the MOF meta-metamodel. MODL was initially developed by the DSTC to support the MOF submission.

UOL is a text-based object modeling language for expressing UML and OML models. UOL is being developed jointly by Recerca Informàtica, Universitat Politècnica de Catalunya and Daimler-Benz Research and Technology.

Since both MODL and UOL can both express MOF compliant meta-models, they can both be used as human-readable interchange formats for MOF meta-models. In the same way, UOL is a human-readable interchange format for UML models. However, neither MODL nor UOL is suitable as an interchange format for models in general. The issue of a Human Readable Textual Notation for object models is currently being investigated by the OMG Business Object Domain Task Force.

OCL, which is an optional part of the UML standard, is a language for expressing constraints over a collection of objects. OCL has been used to define semantic aspects of the MOF and UML standards, and is used in this proposal to define the XMI stream production rules. OCL can also be used to define semantic constraints in MOF metamodels and UML models. However, since OCL has no capability of modeling data structures, it is not directly applicable to model or metamodel interchange.

Note: the separation of information from presentation issues is a key feature of both XML and XMI. While this proposal does not address this issue, it will be feasible to use W3C Extensible Style Language (XSL) to define “style sheets” for XMI. For example, XSL style sheets can be defined to map XMI encodings of MOF compliant metamodels onto either MODL or UOL.

Proposals in response to this RFP should discuss how to support semantic interoperability between tools that share and manipulate STEP schemas and STEP schema instances in addition to tools that support sharing and manipulation of OAD models. The proposal may provide or reference different specifications for transferring schemas and transferring schema instances as long as there is a way to reference the schemas when transferring schema instances.

This proposal does not address STEP schema interoperability. However, the MOF and its precursors have been used in a number of domains which entail model and schema

transformations. Assuming that MOF metamodels for STEP schemas are defined, XMI could therefore be used to interchange STEP schemas and instances.

Proposals should include information on how to perform conformance tests (for checking syntax and transfer stream specific validation rules for schemas and schema instances) on transfer streams prior to import into other applications.

The XML Recommendation defines XML document validation, based on both the syntax of XML and the specific DTD of the document. This validation can be performed by any validating XML parser. An XML application can choose to validate the entire document before beginning the decoding process.

In XMI, the specific DTD for a document is produced from the model's MOF based metamodel according to mapping rules in this specification. The DTD expresses the structural aspects of the meta-model. This means that any validating XML parser can check that an XMI document containing a model is structurally conformant to the model's meta-model.

The XML DTD language is not rich enough to represent all aspects of a MOF meta-model. In particular, it cannot express multiplicity constraints (i.e. cardinality and uniqueness) or arbitrary semantic constraints. Hence validation of an XMI stream by a standard XML parser does not guarantee full conformance.

Sharing of metamodels is the anticipated basis for full validation. An XMI stream header includes an unambiguous reference to the model's metamodel. Thus, an XMI enhanced XML parser can ensure total model conformance by validating an XMI stream against a local copy of its metamodel. Similarly, a MOF compliant model repository for a given metamodel can validate any model that is loaded into it. Note however, that exchange of incomplete models is also supported.

This may include recommendations for adding additional functionality to the MOF to satisfy transfer file conformance test requirements identified by the STEP community.

Proposals should discuss an approach to address this difference in problem scope. For example, proposals may describe how to use the MOF to describe STEP schemas at the same level as the UML meta-model.

The submitters believe that MOF is rich enough to be used to define STEP schemas at the same level as the UML metamodel. A possible approach is to define a mapping between the STEP metamodel and the MOF meta-metamodel so that STEP schemas can be treated as MOF metamodels. Alternately, a MOF metamodel for STEP that allows STEP schemas to be expressed as MOF based models.

The MOF does not need extensions to handle conformance rules. The MOF already provides meta-metamodel elements (e.g. Model::Constraint) for attaching well-formedness rules (e.g. expressed in OCL or any other language) to a MOF metamodel. The MOF standard also addresses conformance and well-formedness rules for models. If we assume that STEP is incorporated into the MOF metadata framework using the second alternative above, STEP conformance requirements can be handled as part of the MOF metamodel for STEP.

The focus of the XMI proposal is on current and emerging OMG metadata standards. The submitters believe that integration of XMI and STEP EXPRESS to address EDI and related requirements is an important next step.

Proposals should discuss the connection, if any, between the proposed transfer format syntax and encoding and the Objects-by-Value syntax and encoding.

There is no direct connection between the XMI proposal and the new OMG Object-by-Value specification.

The MOF supports the use of the complete range of CORBA data types in metamodels using CORBA TypeCodes. This allows the MOF to evolve with extensions to the CORBA data types as appropriate. As new CORBA data types are defined, XMI will be extended to support their transmission in models. The new Object-by-Value “value” types are no exception.

3.4 Scope of Revision Task Force

The following items are specifically in scope of the XMI revision task force:

- Changes to support revisions to OMG standards and metamodels (MOF, UML, CWM in the future)
- Modifications to take advantage of upcoming XML standards and technology
- Modifications for comprehensive support of data types.

4.1 Design Overview

This submission proposes that the OMG's Stream-based Model Interchange Format for exchanging metadata be based on the W3C's Extensible Markup Language (XML). The XML-based Metadata Interchange (XMI) proposal has two major components:

- The ***XML DTD Production Rules*** for producing XML Document Type Definitions (DTDs) for XMI encoded metadata are specified in Chapters 6 and 7. XMI DTDs serve as syntax specifications for XMI documents, and allow generic XML tools to be used to compose and validate XMI documents.
- The ***XML Document Production Rules*** for encoding metadata into an XML compatible format are specified in Chapters 8 and 9. The production rules can be applied in reverse to decode XMI documents and reconstruct the metadata.

The XMI proposal supports the interchange of any kind of metadata that can be expressed using the MOF specification, including both model and metamodel information. The proposal supports the encoding of metadata consisting of both complete models and model fragments, as well as tool-specific extension metadata. XMI has optional support for interchange of metadata in differential form, and for metadata interchange with tools that have incomplete understanding of the metadata.

XML is gaining widespread acceptance as the de facto standard for representing structured information in the context of the world-wide web and beyond. Basing the proposed OMG SMIF on XML means that XMI can be used for metadata interchange with and between non-CORBA based metadata repositories and tools.

The XML language is defined by the W3C's "Extensible Markup Language (XML) Recommendation 1.0" document [REC-xml-19980210]. This definition includes a specification of XML in Extended Backus-Naur Form (EBNF) notation. XML is LL(1) parsable.

4.2 XMI and the MOF

XMI is an interchange format for metadata that is defined in terms of the Meta Object Facility (MOF) standard. This section provides an overview of the MOF and gives a rationale for basing XMI on the MOF rather than some other modelling technology.

4.2.1 An Overview of the MOF

The MOF is the OMG's adopted technology for defining metadata and representing it as CORBA objects. In this proposal, *metadata* is a general term for data that in some sense describes information. The information so described may be information represented in a computer system; e.g. in the form of files, databases, running program instances and so on. Alternatively, the information may be embodied in some system, with the metadata being a description of some aspect of the system such as a part of its design.

The MOF supports any kind of metadata that can be described using Object Modelling techniques. This metadata may describe any aspect of a system and the information it contains, and may describe it to any level of detail and rigour depending on the metadata requirements.

The designers envisaged that the MOF-based metadata will be used in a wide range of CORBA related applications. For example:

- metadata repositories and tools will support the process of analysis, design and development of CORBA-based software,
- metadata repositories will support infrastructure services such as COS Trading, COS Events and ultimately the CORBA Interface Repository itself,
- metadata repositories will support data warehousing, data mining and database interoperability, and
- metadata will be used to describe free-text data sources such as on-line document collections and the world-wide web.

The term *model* is generally usually used to denote a description of something, typically something in the real world. The concept of a model is highly fluid, and depends on one's point of view. To someone who is concerned with building or understanding an entire system, a model would include all of the metadata for the system. On the other hand, most people are only concerned with certain components (e.g. programs A and B) or certain kinds of detail (e.g. wiring diagrams) of the system.

In the MOF context, the term *model* has a broader meaning. Here, a model is any collection of metadata that is related in the following ways:

- The metadata describes information that is itself related in some way.
- The metadata all conforms to rules governing its structure and consistency; i.e. it has a common *abstract syntax*.
- The metadata has meaning in a common (often implied) semantic framework.

(Note that a MOF model is not necessarily a model in the usual sense of the word. It does not necessarily describe something in the real world, and it does not necessarily describe things in a way that is interesting to modellers.)

Metadata is itself a kind of information, and can accordingly be described by other metadata. In MOF terminology, metadata that describes metadata is called *meta-metadata*, and a model that consists of a meta-metadata is called a *metamodel*.

One kind of metamodel plays a central role in the MOF. A *MOF metamodel* defines the abstract syntax of the metadata in the MOF representation of a model. Since there are many possible kinds of metadata in a typical system, the MOF framework needs to support many different MOF metamodels. The MOF integrates these metamodels by defining a common abstract syntax for defining metamodels. This abstract syntax is called the *MOF Model* and is model for metamodels; i.e. a meta-metamodel. The MOF metadata framework is typically depicted as a four layer architecture as shown in Table 1 below.

Meta-level	MOF terms	Examples
M3	meta-metamodel	The “MOF Model”
M2	meta-metadata metamodel	UML Metamodel, CWMI Metamodel(s), etcetera
M1	metadata model	UML Models, Warehouse Schemas, etcetera
M0	data	Modelled systems, Warehouse databases, etcetera

Table 1: A Typical OMG Metadata Architecture

A couple points on the OMG / MOF metadata terminology:

- To make things easier to understand, we often describe things in terms of their level in the meta-stack; e.g. the MOF Model is an M3-level model in a 4 level stack.
- The “meta-” prefix should be viewed in a relative rather than absolute sense. Similarly, the numbering of meta-levels is not absolute.
- While there are typically 4 layers in a MOF based metadata stack, the number of layers can more or less than this.

The MOF specification has three core parts; i.e. the specification of MOF Model, the MOF IDL Mapping and the MOF’s interfaces.

The MOF Model

The “MOF Model” is the MOF’s built-in meta-metamodel. One can think of it as the “abstract language” for defining MOF metamodels. This is analogous to the way that the UML metamodel is an abstract language for defining UML models. While the MOF and UML are designed for two different kinds of modelling (i.e. metadata versus object modelling), the MOF Model and the core of the UML metamodel are closely aligned in their modelling concepts. (The alignment of the two models is close enough to allow UML notation to be used to express MOF-based metamodels!)

The three main metadata modelling constructs provided by the MOF are the Class, Association and Package. These are similar to their counterparts in UML, with some simplifications:

- Classes can have Attributes and Operations at both “object” and “class” level. Attributes have the obvious usage; i.e. representation of metadata. Operations are provided to support metamodel specific functions on the metadata. Both Attributes and Operation Parameters may be defined as “ordered”, or as having structural constraints on their cardinality and uniqueness. Classes may multiply inherit from other Classes.
- Associations support binary links between Class “instances”. Each Association has two AssociationEnds that may specify “ordering” or “aggregation” semantics, and structural constraints on cardinality or uniqueness. When an Class is the type of an AssociationEnd, the Class may contain a Reference that allows navigability of the Association’s links from a Class “instance”.
- Packages are collections of related Classes and Associations. Packages can be composed by importing other Packages or by inheriting from them. Packages can also be nested, though this provides a form of information hiding rather than reuse.

The other significant MOF Model constructs are DataTypes and Constraints. DataTypes allow the use non-object types for Parameters or Attributes. In the OMG MOF specification, these must be data types or interface types expressible in CORBA IDL.

Constraints are used to associate semantic restrictions with other elements in a MOF metamodel. This defines the well-formedness rules for the metadata described by a metamodel. Any language may be used to express Constraints, though there are obvious advantages in using a formal language like OCL.

The MOF IDL Mapping

The MOF’s “IDL Mapping” is a standard set of templates that map a MOF metamodel onto a corresponding set of CORBA IDL interfaces. If the input to the mapping is the metamodel for a given kind of metadata, then the resulting IDL interfaces are for CORBA objects that can represent that metadata. The mapped IDL are typically used in a repository for storing the metadata.

The IDL mapping is too large to describe here, and indeed it is largely irrelevant to the problem of model interchange. Instead, we will simply note the main correspondences

between elements in a MOF metamodel (M2-level entities) and the CORBA objects that represent metadata (M1-level entities).

- A Class in the metamodel maps onto an IDL interface for metadata objects and a metadata class proxy. These interfaces support the Operations, Attributes and References defined in the metamodel, and in the case of class proxy, provide a factory operation for metadata objects.
- An Association maps onto an interface for a metadata association proxy that supports association queries and updates.
- A Package maps onto an interface for a metadata package proxy. A package proxy acts as a holder for the proxies for the Classes and Associations contained by the Package, and therefore serves to define a logical extent for metadata associations, classifier level attributes and the like.

The IDL that is produced by the mapping is defined in precise detail so that different vendor implementations of the MOF can generate compatible repository interfaces from a given MOF metamodel. Similarly, the semantic specification of the mapped interfaces allows metadata objects be interoperable.

In addition to the metamodel specific interfaces for the metadata (defined by the IDL mapping), MOF metadata objects share a common set of Reflective base interfaces. These interfaces allow a ‘generic’ client program to access and update metadata without either being compiled against the metamodel’s generated IDL or having to use the CORBA DII.

The MOF Interfaces

The final component of the MOF specification is the set of IDL interfaces for the CORBA objects that represent a MOF metamodel. These are not of interest to the meta-modeller who will typically use vendor supplied graphical editors, compilers and generator tools to access a MOF Model repository. However, they are of interest to MOF-based tool vendors, and to programmers who need to access metadata using the Reflective interfaces.

In fact, there is not a lot to say about these interface, except to explain how they were derived. In the MOF specification, the MOF Model is defined using the MOF Model as its own modelling language; i.e. it is the “fixed point” of the metadata stack. Conceptually, the MOF Model is M3 level metadata conforming to an M4 level metamodel that is isomorphic to the MOF Model. The IDL mapping is then applied to this metamodel (or strictly speaking meta-metamodel) to produce the MOF Model’s IDL interfaces. Likewise, the MOF Model IDL’s operational semantics are largely defined by the mapping and the OCL constraints in the MOF Model specification.

4.2.2 The relationship between XMI and MOF

The purpose of SMIF is to allow the interchange of models in a serialised form. Since the MOF is the OMG’s adopted technology for representing metadata, it is natural that the XMI proposal should focus on the interchange of MOF metadata; i.e. metadata that conforms to a MOF metamodel. In fact, XMI is really a pair of parallel mappings

between MOF metamodels and XML DTDs, and between MOF metadata and XML documents.

From the viewpoint users of MOF-based metadata repositories, XMI represents a new way of transferring metadata from one repository to another. Since XMI is a transfer format rather than a CORBA interface, there is no need for ORB to ORB connectivity to effect the transfer: indeed any mechanism capable of transferring ASCII text will do. Thus XMI enables a new form of metadata interchange that significantly enhances the usefulness of the MOF.

In the wider context, XMI can be viewed as a common metadata interchange format that is independent of middleware technology. Any metadata repository or tool that can encode and decode XMI streams can exchange metadata with other repositories or tools with the same capability. There is no need for to implement the MOF defined CORBA interfaces, or even to “speak” CORBA at all.

XMI provides a possible route for interchange of metadata with repositories whose metamodels are not MOF based. This interchange can be realised by ad hoc mappings between an XMI document and the repository’s native metamodel. Alternatively it can be based on mapping at the meta-metamodel level. For example, interoperability with CDIF-based repositories can be based on a mapping between the MOF Model and the CDIF meta-metamodel.

4.2.3 The relationship between XMI, MOF and UML

There are two points to make under this heading. First, as mentioned above, there is a close relationship (alignment) between the meta-modelling concepts of MOF and the modelling concepts of UML. This allows the UML graphical notation to be used to express MOF meta-models. The increasing popularity of UML modelling should make an SMIF based on the MOF more accessible than an SMIF based on other meta-modelling concepts.

The second point is that the adopted OMG UML specification defines the UML meta-model as a MOF meta-model. This means that the XMI proposal will lead directly to a model interchange format for UML.

4.3 XMI and XML

4.3.1 The roots of XML

The Web is the visual interface to the Internet's vast collection of resources. Today, HTML (HyperText Markup Language) is the predominant language for expressing web pages. An HTML document consists of the textual content of the document embedded in matched display tags which specify the visual presentation of the content. A well designed HTML document is visually interesting to a human viewer when displayed in a web browser. However, the automatic extraction of information from HTML documents is difficult since HTML tags are designed to express presentation rather than semantic information. This makes HTML a less than ideal medium for general electronic interchange in the Internet.

HTML is a specific tailoring of the more powerful SGML (Standard Generalized Markup Language), a sophisticated tag language which separates view from content and data from metadata. Due to SGML's complexity, and the complexity of the tools required, it has not achieved widespread uptake.

XML, the Extensible Markup Language, is a new format designed to bring structured information to the Web. It is in effect a Web based language for electronic data interchange. XML is an open technology standard of the World Wide Web Consortium (W3C), the standards group responsible for maintaining and advancing HTML and other Web related standards.

XML is a subset of SGML that maintains the important architectural aspects of contextual separation while removing nonessential features. The XML document format embeds the content within tags that express the structure. XML also provides the ability to express rules for the structure (i.e. grammar) of a document. These two features allow automatic separation of data and metadata, and allow generic tools to validate an XML document against its grammar.

Unlike HTML, an XML document does not include presentation information. Instead, an XML document may be rendered for visual presentation by applying layout style information with technologies such as XSL (Extensible Style Language). Web sites and browsers are rapidly adding XML and XSL to their functionality.

4.3.2 *Benefits of using XML*

There are many advantages in basing an OMG metadata interchange format on XML. These include the following:

- XML is already an open, platform independent and vendor independent standard.
- XML supports the international character set standards of extended ISO Unicode.
- XML is metamodel neutral and can represent metamodels compliant with OMG's meta-metamodel, the MOF.
- The XML standard itself is programming language-neutral and API-neutral. A range of XML APIs are available, giving the programmer a choice of access methods to create, view, and integrate XML information. Leading XML APIs include DOM, SAX, and Web-DAV.
- The cost of entry for XML information providers is low. XML documents can currently be created by hand using any text editor. In the future, XML-based WYSIWYG editors with support for XSL rendering will allow creation of XML documents. XML's tag structure and textual syntax make it as easy to read as HTML, and is clearly superior for conveying structured information.
- The cost of entry for automatic XML document producers and consumers is low. A growing set of tools is available for XML development. This includes a complete, free, commercially unrestricted XML parser written in Java available from one of the submitting companies (IBM). A variety of other XML support tools including implementations of the XML APIs are available on the Internet.

The XML approach to structured data interchange has been validated through the wide experience with XML itself and with other the members of the XML family: SGML, used in high-end document processing, and HTML, the predominant language of the web.

4.3.3 XML and the Computer Industry

XML is widely believed to be the next step in the evolution of the Web. This is demonstrated by announcements by Netscape and Microsoft that upcoming versions of the leading web browsers Netscape Navigator and Internet Explorer will incorporate XML support. This kind of high profile uptake will enhance the ability of XML documents based on XML to be integrated into the information Web of the Internet.

While XML is still in its infancy, there are many well documented applications of XML. Example application domains include web commerce, publishing, repositories, modelling, databases and data warehouses, services, financial, health care, semiconductors, inventory access, and more. Companies involved in standardizing XML include: Adobe, ArborText, DSTC, HP, IBM, Microsoft, Netscape, Oracle, Platinum, Select, Sun, and Xerox.

Widespread public interest in XML has lead to a substantial number of books being written. Amazon.com lists 28 books on XML as published in the last year, including two books in the “XML for Dummies” series. The cover article of Byte Magazine’s March 1998 issue was on XML, with a multi-page article by Bill Gates.

4.3.4 How XML works

This section provides a simple overview of XML technology. More advanced XML features are described in sections of the submission which use them.

XML Structure elements

XML documents are tree-based structures of matched tag pairs containing nested tags and data. In combination with its advanced linking capabilities, XML can encode a wide variety of information structures. The rules which specify how the tags are structured are called a Document Type Declaration or DTD.

In the simple case, an XML **tag** consists of a **tag name** enclosed by less-than (‘<’) and greater-than (‘>’) characters. Tags in an XML document always come in pairs consisting of an opening tag and a closing tag. The closing tag in a pair has the name of the opening tag preceded by a slash symbol. Formally, a balanced tag pair is called an **element**, and the material between the opening and closing tags is called the element’s **content**. The following example shows a simple element:

<Dog>a description of my dog</Dog>

The content of an element may include other elements which may contain other elements in turn. However, at all levels of nesting, the closing tag for each element must be closed before its surrounding element may be closed. This requirement to

balance the tags is what provides XML with its tree data structure and is a key architectural feature missing from HTML.

XML Example

This is a simple example document describing a Car. (New lines and indentation have no semantic significance in XML. They are included here simply to highlight the structure of the example document.)

```
<Car>
  <Make> Ford </Make>
  <Model> Mustang </Model>
  <Year> 1998 </Year>
  <Color> red </Color>
  <Price> 25000 </Price>
</Car>
```

The Car element contains five nested elements which describe it more detail: Make, Model, Year, Color, and Price. The content of each of the nested elements encodes a value in some agreed format.

XML Attributes

In addition to contents, an XML element may contain *attributes*. Element attributes are expressed in the opening tag of the element as a list of name value pairs following the tag name. For example:

```
<Class xmi.label="c1"> </Class>
```

XML defines a special attribute, the ID, which can be used to attach a unique identifier to an element in the context of a document. These IDs can be used to cross-link the elements to express meaning that cannot be expressed in the confines of XML's strict tree structure. The ID attribute is discussed in detail in the section on XMI Linking, 6.5.1.

Document Type Definitions

A Document Type Definition or DTD is XML's way of defining the syntax of an XML document. An XML DTD defines the different kinds of elements that can appear in a valid document, and the patterns of element nesting that are allowed.

A DTD for the Car example above could contain the following declaration:

```
<!Element Car (Make, Model, Year, Color, Price)>
```

This indicates that for a Car must contain each of the Make, Model, Year, Color, and Price elements. The declaration for an element can have a more complex grammar, including multiplicities (zero to one '?', one '*', zero or more '+', and one or more '+') and logical-or '|'.

DTDs also define the attributes that can be included in an element using an ATTLIST. For example, the following DTD component specifies that every Class element has an optional xmi.label XML attribute and that the xmi.label consists of a character data string: (The #IMPLIED directive indicates that the attribute is optional.)

```
<!ATTLIST Class xmi.label CDATA #IMPLIED >
```

While a DTD can be embedded in the document whose syntax it defines, DTDs are typically stored in external files and referenced by the XML document using a Universal Resource Identifier (URI) such as

```
"http://www.xmi.org/car.dtd"
```

or

```
"file:car.dtd"
```

XML Document Correctness

There are three levels of correctness associated with XML document; well-formedness, validity and semantic correctness:

- A “well-formed” XML document is one where the elements are properly structured as a tree with the opening and closing tags correctly nested. Well-formed documents are essential for information exchange.
- A “valid” XML document is one which is well-formed and that conforms to the structure defined by a DTD. A valid document will only contain elements and attributes defined in the DTD. Similarly, the element contents and attribute values will conform to the DTD. While the DTD need not be specified in an XML document, and a consumer need not to use the DTD when decoding the document, the DTD is essential for checking validity.
- The highest level of document correctness (“semantic correctness”) is beyond the scope of XML and DTDs as they are currently defined. Only a XML document consumer with deep domain knowledge can check that the information in an XML document makes sense. In the Car example, this might include a check that a particular Color was available for a given combination of Make, Model, and Year.

4.3.5 XML and the OMG

There is strong synergy between the OMG technologies and XML in a number of areas. OMG defines CORBA as the medium for interchange of data between objects which have (inter-)network connectivity. XML represents a potential alternative interchange medium for cases where ORB to ORB connectivity is not possible. Furthermore, XML presents a possible medium for interchange of data between CORBA based systems and other systems.

The OMG’s MOF specification defines a common framework for representing metadata. At the moment, the MOF is restricted to providing metadata for CORBA based systems since the only defined way to interchange MOF metadata is to use the

CORBA interfaces produced by the MOF's IDL mapping. XML (in the form of XMI) provides a way to lift this restriction.

OMG can use the MOF and XMI to expand the significance of the current OMG activities which are producing Domain Service specifications. If a Domain Service specification includes a normative MOF-based metamodel, XMI can then be used to generate a XML DTDs for these metamodels. These DTDs would allow interchange of metadata between and beyond CORBA-based systems, increasing relevance for the Domain Service specifications. There is considerable scope for duplicating this pattern for data interchange.

The XMI submitters believe that this approach would enhance the OMG's position as providing leadership in the data and metadata interchange standards of the future.

4.3.6 *New XML Technologies*

The XML family of standards is currently undergoing rapid development. This section gives capsule summaries of important new XML technologies which are in the process of being standardized by the W3C and other organizations. While the XMI submission is designed to be upwards compatible with these technologies, it is rather difficult to use them in this submission. In the future when the technology has stabilized and been standardized it may well be feasible to revise XMI make use of them. XMI has been designed to be upwards compatible with these upcoming XML technologies and provide facilities for their use where possible.

Namespaces - The namespace draft by the W3C is work in progress with the goal of providing support for multiple DTDs in the same document. Each DTD is given a local namespace within a document (no global registration necessary) which prevents any conflicts by differing definitions of similarly named constructs.

Links - There are two linking technology drafts in progress at the W3C which provide advanced linking facilities which are integrated with web technology. XLink is for cross document links and XPointer is for links within a document. They are used together and are discussed in more detail in the discussion in the XMI Linking section 6.8.

There are three proposals for enhancing the base capabilities of XML at the W3C. RDF (Resource Description Framework) is a working draft specification for infrastructure to support web information based on the entity-relationship model. RDF-Schema is a working draft to provide types for XML. XML-Data is a note to the W3C for public comment on providing schemas and types for XML. The latter is particularly significant to XMI, and future incorporation would be of great benefit. XML-Data has been superseded by DCD (Document Content Definition) - a proposal to provide data type support and a new syntax for DTDs.

XSL - Extensible Style Language is a working draft of the W3C which specifies user-definable declarative transforms of XML documents with the goal of providing formatting style information. XSL is used in conjunction with XML to create the visual layout of the underlying XML data and metadata.

There are three major APIs to XML. DOM, the Document Object Model, is a language-neutral interface to XML documents for creation and reading data and metadata information. DOM also works with style processing and scripts. SAX is an event-driven API for XML parsing. Web-DAV is an API for Web based Distributed Authoring and Versioning and is currently a working draft of the IETF (Internet Engineering Task Force) standards body. It uses the HTTP protocol to provide on-line, distributed XML access and modification.

4.4 Major Design Goals and Rationale

This section describes the major design goals that the XMI developers are aiming to meet, and explains some of the more significant design choices that we have made.

4.4.1 Universally Applicable Solution

Design Goal: The XMI submission shall provide the means of interchanging metadata for any MOF metamodel.

The XMI proposal defines DTD generation and stream production rules that can be used to transfer any models described by a MOF metamodel; i.e. any metamodel that is defined in the “abstract language” of the MOF Model. Since the MOF Model is itself described as a MOF metamodel, the proposal also allows interchange of metamodels and even the MOF Model itself.

Table 2 below shows how XMI artifacts fit into the OMG’s four layer metadata architecture. An (M1 level) XMI document is used to transfer an (M1 level) model. This is described by an (M2 level) XML DTD that corresponds to the (M2 level) MOF metamodel for the metadata. For example, a UML model would be encoded against a UML DTD which corresponds to the UML metamodel.

Meta-Level	Metadata	XMI DTDs	XMI Documents
M3	The MOF Model	MOF DTD	
M2	UML MetaModel (and others)	UML DTD (and others)	MOF MetaModel Documents
M1	UML Models (and others)		UML Model Documents (and others)
M0	Instances		

Table 2: XMI and the OMG Metadata Architecture

MOF compliant metamodels can be interchanged at the next meta-level in the metadata architecture. Thus, an (M2 level) metamodel such as the UML metamodel can be encoded against the (M3 level) XML DTD for the (M3 level) MOF Model.

4.4.2 Automatic Generation of Transfer Syntax

Design Goal: The XMI proposal shall define the generation of a standard transfer syntax for a model, based solely on the model's metamodel.

The classical way of defining a data interchange format is to create a specification document which describes the syntax in BNF or a similar notation, and includes a natural language description of non-syntactic aspects. The problem with this approach is that errors and omissions inevitably creep into the specification. The result is that the person responsible for coding import and export modules needs to “interpret” the specification. Divergence in people’s interpretations of a specification often leads to cases where data cannot be exchanged successfully.

The XMI specification is designed to allow the automated generation of XML DTDs based on the original MOF specification of a metamodel. Such DTDs are pretty much guaranteed to be a faithful reflection of the original metamodel. The XMI specification also contains rules for stream production based on the MOF metamodel. These rules can be used to automatically generate XML import and export tools for instances of a metamodel, removing a source of errors and reducing the cost of developing the software needed to support a new metamodel.

4.4.3 Conformance with XML paradigms

Design Goal: As far as is possible, the XMI proposal shall follow XML's established principles for document design.

For example, XML deems it to be “good practice” to produce a DTD that defines the syntax of a document. This allows generic XML tools to validate documents without any hard-wired knowledge of the validity rules for the document. The XMI proposal therefore specifies how XML DTDs which allow validation can be produced.

Similarly, XML's tree-based element structure emphasizes nesting over linkage. The XMI proposal follows XML's lead by rendering the instances of “contained” Attributes and References in a MOF metamodel as nested XML elements. (The alternative of rendering all Class instances independently and using links to represent all relationships is not the XML pattern of doing things.)

Design Decision: The XMI proposal does not map all MOF DataTypes onto distinct elements in the XMI DTD.

Encoding of MOF DataTypes (i.e. CORBA data types) in XMI presents us with a tricky problem. It is arguable that XMI should map data types so that the XMI DTDs allow full validation. However, if XMI were to do this, there is a substantial risk that future integrate with the XML proposals being developed by W3C would be problematical. XMI therefore optionally encodes most CORBA data types using “boilerplate” DTDs. It is anticipated that this decision will be revisited in the future.

4.4.4 Knowledge of Metamodels

Design Decision: An XMI document consumer or producer needs “knowledge” of the MOF metamodel for the metadata.

An XMI DTD defines the grammar rules for an XMI document. Unfortunately, XML's DTD language can only express a subset of the structure and consistency rules contained in a MOF metamodel. For example:

- XML DTDs cannot express the full richness of multiplicities on MOF Attributes and Associations.
- XML DTDs cannot express arbitrary consistency rules as expressed in MOF Constraints.
- The XMI DTD generation rules do not fully render data types.

One consequence of this is that a consumer of an XMI document may need knowledge of the metamodel that is not conveyed in the DTD. This knowledge is needed,

- to check semantic correctness of the document, and
- to reconstruct the metadata in its original form; e.g. with the correct CORBA data types.

Similarly, an XMI document producer needs to be aware of the correct way to encode metadata in areas not covered by the DTD, and needs knowledge of the additional semantic constraints.

For a consumer or producer implemented in the context of a fully functioned MOF framework, this “knowledge” can be obtained by exchanging the MOF metamodel for the metadata and data types.

4.4.5 Complete Encoding of Metadata

Design Goal: Assuming that a consumer has full knowledge of the metamodel, it shall be possible for it to recover all of the source metadata from the XMI document alone.

Since XMI allows interchange of MOF metamodels, this means that it will be feasible to implement tools that can consume and produce fully valid XMI model documents with no prior knowledge of the metamodel. (This assumes that all of the Constraints in the metamodel are expressed in a constraint language that the tools can interpret.)

Full functioned MOF-compliant repositories will be able to use XMI as their sole means of interchange of metadata and meta-metadata. If a MOF repository sends the XMI files for both a model and its metamodel, a receiving MOF repository has sufficient information to fully reconstruct the model, even if it had no prior knowledge of the metamodel. In theory, no other shared infrastructure is necessary.

4.4.6 Correctness of MOF MetaModels

Design Decision: The XMI proposal assumes semantic correctness of the MOF metamodels for the metadata that is to be transmitted.

MOF metamodels expressed in UML notation have a tendency to be under-specified in certain respects that impact on XMI DTD and document production. For example, the names of Associations and AssociationEnds which are mandatory in a MOF metamodel are often omitted from UML class diagrams. Rather than trying to address these issues in the XMI proposal, we make the assumption that any metamodel that is a source or target for XMI interchange is fully compliant to the MOF Model.

4.4.7 Model Fragments

Design Goal: The XMI proposal shall support the interchange of model fragments as well as complete models.

The closure of an entire model often consists of many more model elements than are required by a stream consumer. A consumer may already have many or most of the elements, or alternatively may have no interest in them. In these circumstances, the production, transmission and consumption of redundant or unwanted metadata can be a substantial burden to all parties.

The flexible generation of XMI DTDs, and XMI's use of XML linking makes it possible to use XMI to exchange arbitrary model fragments. XMI's differential metadata interchange (an optional compliance point) is another way to reduce the volume of transmitted metadata. However, it should be noted that any schemes for partial model interchange implicitly relies on the producer and consumer agreeing on what needs to be transmitted. This typically entails some form of user input.

4.4.8 Ill-Formed Models

Design Goal: The XMI proposal shall not require a model to be fully validated as a precondition for metadata interchange.

It would be too restrictive to require a modeller to make a model fully well-formed before it can be transmitted using XMI. Ideas often need to be shared before all the details of a model can be filled in. However, a minimum level of correctness is necessary to allow metadata interchange. A model needs all metadata that is necessary to allow a compliant MOF implementation to (re-)construct metaobjects from the XMI document. In particular:

- values of all mandatory attributes must be present,
- implicit constraints on the types of attributes and links must be satisfied,
- maximum cardinality and uniqueness constraints on multi-valued attributes and associations must be satisfied, and
- all "immediate" Constraints in the metamodel must be satisfied.

The above rules are sufficient to ensure that the resulting XMI document (if correctly encoded according to this specification) will be valid according to the XMI DTD for the metamodel. However, the reverse is not true.

This proposal also includes an optional compliance point which supports interchange of incomplete metadata. This is done by relaxing the “multiplicity” specifications in the XMI DTDs to make mandatory elements optional. This feature is provided to make it easier to support models under development and non-MOF tools that do not fully implement a metamodel; e.g. UML tools that implement UML version 0.9 rather than UML 1.1. However, since incomplete models might create problems in MOF-based repositories and their associated tools, both production and consumption of incomplete metadata documents is an optional XMI compliance point.

4.4.9 Model Versions

Design Goal: The XMI proposal shall support versions of models.

The XMI proposal allows model and metamodel version information to be included in the XMI header. However, it is up to the producers and consumers of XMI streams to manage the allocation of version numbers, and issues associated with compatibility between versions and model lifecycles. It is our recommendation that these issues should be addressed in a future MOF-related RFP.

4.4.10 Model Extensibility

Design Goal: The XMI proposal shall allow metadata conforming to a standard metamodel and one or more non-standard extensions to be transmitted simultaneously.

The XMI proposal takes advantage of a key attribute of XML; i.e. an XML document is self describing. An XMI document consists of two parts. The first part contains metadata that conforms to a particular MOF metamodel. The second part contains additional metadata that is not described by the base metamodel. This part may have multiple sections, each corresponding to the model extensions made by a particular tool.

For example, many UML tool vendors add extra attributes to various UML classes to support “value added” features of their tools. While UML provides Tagged Values and Stereotypes to support these extensions, this approach is clumsy and can result in name conflicts when metadata is exchanged between different vendors’ tools. Using XMI, tool vendors can define new classes to extend the standard UML classes. The resulting metadata is encoded in separate, self-contained sections of the XMI document, simplifying its management.

Note however that XMI places no requirement on an XMI document consumer to do anything sensible with metadata corresponding to metadata extensions. A compliant implementation is free to totally discard such metadata if it so desires. However, to support round-trip exchange between heterogeneous tools, (Section 6.10) these sections should be preserved if the document is intended to be shared.

4.4.11 MOF as an Information Model

Design Goal: The XMI proposal shall be capable of being used to transmit operational data as well as metadata.

As was explained earlier, while the typical use of the MOF involves a four layer metadata architecture, there are situations in which only three layers are required. In such cases, the meta-layers are shifted and MOF Model effectively becomes the metamodel for operational data. XMI can then be used as an data interchange medium. Note that this is only appropriate when the MOF Model is suitable for modelling operational data.

4.4.12 Status of MOF and UML DTDs

Design Decision: The MOF and UML DTDs in the appendices of this document are normative for the adopted versions of MOF and UML only.

The SMIF RFP called for proposals to include examples showing how MOF metamodels and UML models can be interchanged. Accordingly, this proposal includes sample XMI DTDs for MOF metamodels and for UML models. The DTDs in this (final) submission have been automatically generated from the MOF Model and the UML metamodel respectively using the normative processes for doing this.

Both the MOF and UML revision task forces are currently active, with final reports due by April 1st 1999. Both task forces have revision issues before them that involve non-trivial changes to their respective metamodels. In the UML case, these include the formal adoption of proposed fixes that make the published UML metamodel a fully MOF compliant metamodel.

In the long term, we propose that the responsibility for producing definitive metamodel and the corresponding DTDs should rest with the groups who propose and maintain the specifications that need them. In the meantime, there is a pressing short term need for MOF and UML metadata interchange. The XMI proposal therefore defines the MOF and UML DTDs provided as appendices as the interim normative XMI DTDs for MOF version 1.1 and UML version 1.1 respectively.

5.1 Purpose

This section describes some of the problems that IT users and vendors face today and illustrates how XMI helps to address these problems.

5.2 Combining tools in a heterogeneous environment

Implementing an effective and efficient IT solution for an enterprise requires a detailed understanding of processes, rules and data used by the business and how each map to supporting applications. Without this information, it is difficult to assess the effectiveness of the application components in use, to identify opportunities for improvement and to evaluate candidate solutions. A further complication is that the applications in use will probably originate from a variety of sources and consequently be a mix of custom solutions and packaged applications implemented in a variety of technologies.

The reality is that no single tool exists for both modeling the enterprise and documenting the applications that implement the business solution. A combination of tools from different vendors is necessary but difficult to achieve because the tools often cannot easily interchange the information they use with each other. This leads to translation or manual re-entry of information, both of which are sources of loss and error.

XMI eases the problem of tool interoperability by providing a flexible and easily parsed information interchange format. In principle, a tool needs only to be able save and load the data it uses in XMI format in order to inter-operate with other XMI capable tools. There is no need to implement a separate export and import utility for every combination of tools that exchange data.

The makeup of an XMI stream is important too. It contains both the definitions of the information being transferred as well as the information itself. Including the semantics of the information in the stream enables a tool reading the stream to better interpret the

information content. A second advantage of including the definitions in the stream is that the scope of information that can be transferred is not fixed; it can be extended with new definitions as more tools are integrated to exchange information.

5.3 *Co-operating with common metamodel definitions*

The extent of the information that can be exchanged between two tools is limited by how much of the information can be understood by both tools. If they both share the same metamodel (the definition of the structure and meaning of the information being used), all of the information transferred can be understood and used. However, gaining consensus on a totally shared meta model is a difficult task even within a single company. It is more likely that a subset of the meta model can be shared with each tool adding its own extensions. The need to agree the structure and syntax for encoding as a stream adds further complexity.

XMI builds on the OMG Meta Object Facility that already provides a standard way to define metamodels within the OMG. UML is one example of a metamodel that can be defined in the MOF and which has already adopted as a standard by the OMG. The model definitions required for the transfer of UML models using XMI are included with this submission as a set of concrete XML DTD's. Any tool vendor can use these definitions to save and load UML models in XMI format without the need for an implementation of the MOF. This is a practical step to encourage as many tool vendors as possible to adopt the standard by keeping their initial investment low.

However, manually writing the XML DTD's for a metamodel is tedious, error prone and subject to variations in how model concepts are implemented in XML. Using XMI, the XML DTD's for a metamodel are obtained by defining the metamodel in MOF and then applying the XMI generation rules. The generation approach ensures that a given metamodel will always map to the same set of XML DTD's regardless of which vendor implemented the MOF and the XMI stream protocol.

The fact that the MOF meta-metamodel, (the description of the MOF itself), can be defined in the MOF itself means that XMI can also be used to transfer metamodel definitions from one MOF to another. Being able to share metamodel definitions is an important step to promoting the use of common metamodels by different tool vendors. The combination of the MOF and XMI provides an effective way for vendors to co-operate on the definition and use of common models.

As mentioned earlier, having a shared model is not enough on its own. Each vendor must be able to extend the information content of the model to include items of information that have not been included in the shared model. XMI allows a vendor to attach additional information to shared definitions in a way that allows the information to be preserved and passed though a tool that does not understand the information. Loss-less transfer of information through tools is necessary to prevent errors that may be introduced by the filtering effect of a tool passing on only that information it can understand itself. Using this extension mechanism, XMI stream can be passed from tool to tool without suffering information loss.

5.4 *Working in a distributed and intermittently connected environment*

Another aspect of sharing metadata is encountered when trying to provide effective consultancy services. This requires the ability to exploit and share best practices between the consultants of the group. However, consultants on site typically have restricted connectivity to the network and limited bandwidth for exchanging models and design information with their colleagues.

The use of XMI for a metadata interchange facilitates the exchange of model and design data over the Internet and by phone. Appearing as set of hyper-linked Internet documents, the data to be transferred can be transported easily through firewalls and downloaded using a modem. The documents in a related set are accessed on-demand and cached locally to eliminate the retransmission of frequently used sub-documents.

The remote consultant would be equipped with a notebook installed with a set of tools that can import and export metadata in XMI format. Connecting to the home site via the Internet or dialup networking, the consultant can download metadata resources published as links from pages on a standard WEB server. The same mechanism can be used to upload modification that the consultant wants to publish for his colleagues.

Typically, the type definitions that defines the semantics of a transfer do not change frequently and can be stored in a separate document from the actual data to be transferred. The type definitions are versioned to allow consistency checking. On the first use of the type definitions, the document containing the type definitions would be downloaded and cached on the consultant's machine. Subsequent transfers are be faster because only the metadata content is transferred while the cached type definitions are reused.

5.5 *Promoting design patterns and reuse*

Consultants will often need to integrate their work with the development tools being used at customer site. This often results in the consultants actually using the same tool set as the customer. Of course, the tools used will differ from customer to customer.

The problem in this scenario is that it is difficult to develop and exploit best practices across the consulting group without being able to exchange model and design data between different tool sets.

XMI addresses this problem by defining a standard format for interchange of model and design data between different tool sets. It does not require the tool vendors to invest in the same technology stack. It only requires them to agree on the Meta models for the data to be shared, plus a standard mechanism for extending that Meta model with their own types of metadata.

The XMI format allows Meta models to be standardised and revised over time, the set of Meta models being extensible. For example, this initial submission covers just the UML Meta model but other Meta models can be agreed and added without affecting the current set of Meta models.

Vendor extensions to a standard meta model are designed to enable other vendors tools to process and use the standardised information while being able easily retain and pass through vendor specific extensions.

6.1 Purpose

This chapter contains a description of the XML Document Type Definitions (DTDs) that may be used with the XMI specification to allow some metamodel information to be verified through XML validation. The use of DTDs in XMI is described first, followed by a brief description of some basic principles, which includes a short description of each XML attribute and XML element defined by XMI. Those descriptions are followed by more complete descriptions that provide examples illustrating the motivation for the XMI DTD design in the areas of metamodel class specification, transmitting incomplete metadata, linking, transmitting metadata differences, and exchanging documents between tools. This chapter concludes by describing the UML DTD included in Appendix A, with examples in Appendix C.

It is possible to define how to automatically generate a DTD from the MOF metamodel to represent any MOF-compliant metamodel. That definition is presented in chapter 7.

6.2 Use of XML DTDs

An XML DTD provides a means by which an XML processor can validate the syntax and some of the semantics of an XML document. This specification provides rules by which a DTD can be generated for any valid XMI-transmissible MOF-based metamodel. However, the use of DTDs is optional; an XML document need not reference a DTD, even if one exists. The resulting document can be processed more quickly, at the cost of some loss of confidence in the quality of the document.

It can be advantageous to perform XML validation on the XML document containing MOF metamodel data. If XML validation is performed, any XML processor can perform some verification, relieving import/export programs of the burden of performing these checks. It is expected that the software program that performs verification will not be able to rely solely on XML validation for all of the verification, however, since XML validation does not perform all of the verification that could be done.

Each XML document that contains metamodel data conforming to this specification contains: XML elements that are required by this specification, XML elements that contain data that conform to a metamodel, and, optionally, XML elements that contain metadata that represent extensions of the metamodel. Metamodels are explicitly identified in XML elements required by this specification. Some metamodel information can also be encoded in an XML DTD. Performing XML validation provides useful checking of the XML elements which contain metadata about the information transferred, the transfer information itself, and any extensions to the metamodel.

It is possible to use an internal DTD to provide all of the declarations of XML elements described in this chapter. However, it is advantageous to use an external DTD, because the DTD need not be transmitted along with each XML document that contains the metadata. An internal DTD may be used in addition to an external DTD, for example to specify extensions to the metamodel.

The XML Namespace specification has been adopted by the W3C, allowing XMI to use multiple metamodels at the same time. The local namespace name acts as a prefix to all the elements declared in a DTD and avoids any name collisions so that it will not be necessary to use fully qualified names for XMI elements.

6.2.1 XML Validation of XMI documents

XML validation can determine whether the XML elements required by this specification are present in the XML document containing metamodel data, whether XML attributes that are required in these XML elements have values for them, and whether some of the values are correct.

XML validation can also perform some verification that the metamodel data conforms to a metamodel. Although some checking can be done, it is impossible to rely solely on XML validation to verify that the information transferred satisfies all of a metamodel's semantic constraints. Complete verification cannot be done through XML validation because it is not currently possible to specify all of the semantic constraints for a metamodel in an XML DTD, and the rules for automatic generation of a DTD preclude the use of semantic constraints that could be encoded in a DTD manually, but cannot be automatically encoded.

Finally, XML validation can be used to validate extensions to the metamodel, because extensions must be represented as elements declared in either the external DTD or the internal DTD.

6.2.2 Requirements for XMI DTDs

Each DTD used by XMI must satisfy the following requirements:

- All XML elements defined by the XMI specification must be declared in the DTD.
- Each metamodel construct (class, attribute, and association) must have a corresponding element declaration, and may have an XML attribute declaration, as described below. The element declaration may be defined in terms of entity declarations, also, as described below.

- Any XML elements that represent extensions to the metamodel must be declared in the external DTD or internal DTD.

It is permissible for users of XMI to generate a DTD which relaxes the multiplicities described in Section 6.6, “Metamodel Class Specification” to enable incomplete models to be transmitted according to this specification. See Section 6.7, “Transmitting Incomplete Metadata” below for further details.

6.3 Basic Principles

This section discusses the basic organization of an XML DTD for XMI. Detailed information about each of these topics is included later in this chapter.

6.3.1 Required XML Declarations

This specification requires that a number of XML element declarations be included in DTDs that enable XML validation of metadata that conforms to this specification. These declarations must be included in the DTD because there is no mechanism currently available in XML to validate a document against more than one external DTD. Some of these XML elements contain metadata about the metadata to be transferred, for example, the identity of the metamodel associated with the metadata, the time the metadata was generated, the tool that generated the metadata, whether the metadata has been verified, etc.

All XML elements defined by this specification have the prefix “XMI.”. They have this prefix to avoid name conflicts with XML elements that would be a part of a metamodel. After XML Schemas become a W3C recommendation rather than a working draft, it may be possible to place all of the required XML elements in a single Schema and use the XML namespace mechanism to avoid name conflicts.

In addition to required XML element declarations, there are some attributes that must be defined according to this specification. Every XML element that corresponds to a metamodel class must have attributes that enable the XML element to act as a proxy for a local or remote XML element. These attributes are used to associate an XML element with another XML element.

Most of the XML attributes defined by this specification have the prefix “xmi.”; however, the XML attributes of XMI elements defined by this specification do not, in general, have that prefix.

6.3.2 Metamodel Class Representation

Every metamodel class is represented in the DTD by an XML element whose name is the class name. The element definition lists the attributes of the class; references to association ends relating to the class; and the classes that this class contains, either explicitly or through composition associations. In XMI 1.1, the content models of XML elements corresponding to metamodel classes no longer impose an order on the attributes and references.

Every attribute of a metamodel class is represented in the DTD by an XML element whose name is the attribute name. In addition, attributes that have primitive or enumeration data types are represented in the DTD by an XML attribute declaration, as described below. The attributes are included in the content model of the XML element corresponding to the metamodel class, in any order, as described below.

Each association (both with and without containment) between metamodel classes is represented by two XML elements that represent the roles of the association ends. The multiplicities of the association ends are not included in the DTD. The content model of the XML element that represents the container class has an XML element with the name of the role at the association end. The XML element representing the role has a content model that allows XML elements representing the associated class and any of its subclasses to be included.

6.3.3 Metamodel Extension Mechanism

Every XMI DTD contains a mechanism for extending a metamodel class. Any number of **XMI.extension** elements are included in the content model of any class. These extension elements have a content model of ANY, allowing considerable freedom in the nature of the extensions. In addition, the top level XMI element may contain zero or more **XMI.extensions** elements, which provides for the inclusion of any new information. One use of the extension mechanism might be to associate display information for a particular tool with the metamodel class represented by the XML element. Another use might be to transmit data that represents extensions to a metamodel.

Tools that rely on XMI are expected to store the extension information and export it again to enable round trip engineering, even though it is unlikely they will be able to process it further. Also, any XML elements that are put in either the **XMI.extension** or **XMI.extensions** elements must be declared in either the internal DTD or external DTD.

6.4 XMI DTD and Document Structure

Every XMI DTD consists of the following declarations:

- An XML version processing instruction. Example: `<? XML version="1.0" ?>`
- An optional encoding declaration which specifies the character set, which follows the ISO-10646 (also called extended Unicode) standard. Example: `<? XML version="1.0" ENCODING="UCS-2" ?>`.
- Any other valid XML processing instructions.
- The required XMI declarations specified in Section 6.5.
- Declarations for a specific metamodel.
- Declarations for differences.
- Declarations for extensions.

Every XMI document consists of the following declarations:

- An XML version processing instruction.
- An optional encoding declaration that specifies the character set.
- Any other valid XML processing instructions.
- An optional external DTD declaration with an optional internal DTD declaration.
Example: `<!DOCTYPE XMI SYSTEM "http://www.xmi.org/xmi.dtd" >`

XMI imposes no ordering requirements beyond those defined by XML. XML Namespaces may also be declared in the XMI element as described below.

The top element of the XMI information structure is the XMI element. An XML document containing only XMI information will have XMI as the root element of the document. It is possible for future XML exchange formats to be developed which extend XMI and embed XMI elements within their XML elements.

6.5 Necessary XMI DTD Declarations

This section declares the elements and element attributes whose definitions must appear in valid XMI DTDs.

6.5.1 Necessary XMI Attributes

Element Identification Attributes

Three XML attributes are defined by this specification to identify XML elements so that XML elements can be associated with each other. The purpose of these attributes is to allow XML elements to reference other XML elements using XML IDREFs, XLinks, and XPointers.

These attributes are declared in an XML entity called **XMI.element.att**. Placing these attributes in an XML entity prevents errors in the declarations of these attributes in DTDs. Its declaration is as follows:

```
<!ENTITY % XMI.element.att
    'xmi.id      ID #IMPLIED
    xmi.label CDATA #IMPLIED
    xmi.uuid  CDATA #IMPLIED' >
```

xmi.id

XML semantics require the values of this attribute to be unique within an XML document; however, the value is not required to be globally unique. This attribute may be used as the value of the **xmi.idref** attribute defined in the next section. It may also be included as part of the value of the **href** attribute in XLinks. An example of the use of this attribute and the other attributes in this section can be found in Section 6.8.3, “Example from UML”.

xmi.label

This attribute may be used to provide a string label identifying a particular XML element. Users may put any value in this attribute.

xmi.uuid

The purpose of this attribute is to provide a globally unique identifier for an XML element. The values of this attribute should be globally unique strings prefixed by the type of identifier. If you have access to the UUID assigned in MOF, you may put the MOF UUID in the xmi.uuid XML attribute when encoding the MOF data in XMI. For example, to include a DCE UUID as defined by The Open Group, the UUID would be preceded by "**DCE:**". The values of this attribute may be used in the **href** attribute in simple XLinks. XMI does not specify which UUID convention is chosen.

The form of the UUID (Universally Unique Identifier) is taken from a standard defined by the Open Group (was Open Software Foundation). This standard is widely used, including by Microsoft for COM (GUIDs) and by many companies for DCE, which is based on CORBA. The method for generating these 128-bit IDs is published in the standard and the effectiveness and uniqueness of the IDs is not in practice disputed.

When a UUID is placed in an XMI file, the form is "id namespace:uuid." The id namespace of UUIDs is typically DCE. An example is "DCE:2fac1234-31f8-11b4-a222-08002b34c003".

Linking Attributes

XMI requires the use of several XML attributes to enable XML elements to refer to other XML elements using the values of the attributes defined in the previous section. The purpose of these attributes is to allow XML elements to act as simple XLinks or to hold a reference to an XML element in the same document using the XML IDREF mechanism. See section 6.8 on linking.

The attributes described in this section must be included in a DTD as an XML entity. The entity must be declared as follows:

```
<!ENTITY % XMI.link.att
          'href      CDATA      #IMPLIED
          xmi.idref  IDREF      #IMPLIED' >
```

The link attributes act as a union of three linking mechanisms, any one of which may be used at one time. The mechanisms are the XLink **href** for advanced linking across or within a document, or the xmi.idref for linking within a document.

Simple XLink Attributes

The href attribute declared in the above entity enable an XML element to act in a fashion compatible with the simple XLink according to the XLink and XPointer W3C working drafts. The declaration and use of href is defined in the XLink and XPointer specifications. XMI enables the use of simple XLinks. XMI does not preclude the use of extended XLinks. Since the form of extended links is undergoing further development in the XLink specification, no recommendations for their use in XMI are

given at this time. Since XLink defines many additional XML attributes, some of which may be useful in rare circumstances, it is permissible to use those additional attributes provided that they are prefixed by the "xlink:" namespace. This decouples XMI from a dependency on rarely used attributes in the W3C XLink working draft.

To use simple XLinks, the set **href** to the URL of the desired location. The **href** attribute can be used to reference XML elements whose **xmi.id**, **xmi.label** or **xmi.uuid** attributes are set to particular values. The **xmi.id** attribute value can be specified using a special URI form for XPointers defined in the XLink and XPointer working drafts.

xmi.idref

This attribute allows an XML element to refer to another XML element within the same document using the XML IDREF mechanism. In XMI documents, the value of this attribute should be the value of one of the **xmi.id** attributes.

xmi.uuidref

This attribute is no longer used in XMI 1.1. In XMI 1.0, its use is as described in the following paragraph.

This attribute provides a mechanism for referring to another XML element within the same document by using a UUID specified in the **xmi.uuid** attribute of another XML element. The value of this attribute should be the value of a UUID, although XML does not enforce this restriction. [DCE]

6.5.2 Common XMI Elements

Every XMI-compliant DTD must include the declarations of the following XML elements:

- XMI
- XMI.header
- XMI.content
- XMI.extensions
- XMI.extension
- XMI.documentation
- XMI.owner
- XMI.contact
- XMI.longDescription
- XMI.shortDescription
- XMI.exporter
- XMI.exporterVersion
- XMI.exporterID

- XMI.notice
- XMI.model
- XMI.metamodel
- XMI.metametamodel
- XMI.import
- XMI.difference
- XMI.delete
- XMI.add
- XMI.replace
- XMI.reference

The following declarations are required if used by the particular metamodel:

- XMI.field
- XMI.struct
- XMI.seqItem
- XMI.sequence
- XMI.arrayLen
- XMI.array
- XMI.enum
- XMI.discrim
- XMI.union
- XMI.any

6.5.3 XMI

The top level XML element for each XMI document is the XMI element. Its declaration is:

```
<!ELEMENT XMI (XMI.header?,
                XMI.content?,
                XMI.difference*,
                XMI.extensions*) >

<!ATTLIST XMI
    xmi.version CDATA #FIXED "1.1"
    timestamp CDATA #IMPLIED
    verified (true | false) #IMPLIED
>
```


The **xmi.version** attribute is required to be set to “1.1”. This indicates that the metadata conforms to this version of the XMI specification. Revised versions of this standard will have another number associated with them, but there is no guarantee that any particular numbering scheme will be used. The **timestamp** indicates the date and time that the metadata was written. The **verified** attribute indicates whether the metadata has been verified. If it is set to “true”, verification of the model was performed by the document creator at the full semantic level of the metamodel. In that case, XML validation should find errors only in encoding or transmission.

The format for timestamps is not defined in this submission.

In addition to the fixed XMI element’s attributes, the namespaces used within XMI may be declared, either in an internal or external DTD. Each namespace “n” used in the XMI element is declared as follows:

<!ATTLIST XMI xmlns:n #CDATA IMPLIED>

The generated DTDs following the production rules will provide this attribute for the generated metamodel. When combining multiple metamodels and also using DTDs, the DTDs should be concatenated (with the fixed declarations included only once) and the ATTLIST declarations for all of the DTDs used.

6.5.4 XMI.header

The XMI.header element contains XML elements which identify the model, metamodel, and metametamodel for the metadata, as well as an optional XML element which contains various information about the metadata being transferred. This XML element is now optional in XMI 1.1. The declaration is:

**<!ELEMENT XMI.header (XMI.documentation?,
XMI.model*,
XMI.metamodel*,
XMI.metametamodel*,
XMI.import*) >**

6.5.5 XMI.content

The XMI.content XML element contains the actual metadata being transferred. It may represent model information or metamodel information. Its declaration is:

<!ELEMENT XMI.content ANY >

6.5.6 XMI.extensions

The XMI.extensions element contains XML elements which contain metadata that is an extension of the metamodel. This information might include presentation information associated with the metadata, for example. Its declaration is:

<!ELEMENT XMI.extensions ANY >

```

<!ATTLIST XMI.extensions
    xmi.extender CDATA #REQUIRED
>

```

The **xmi.extender** attribute should indicate which tool made the extension. It is provided so that tools may ignore the extensions made by other tools before the content of the XMI.extensions element is processed.

6.5.7 XMI.extension

The XMI.extension element contains XML elements which also contain metadata that is an extension of the metamodel. This element can be directly included in XML elements in the content section of an XMI document to associate the extension metadata with a particular XML element. Its declaration is:

```

<!ELEMENT XMI.extension ANY >
<!ATTLIST XMI.extension
    %XMI.element.att;
    %XMI.link.att;
    xmi.extender CDATA #REQUIRED
    xmi.extenderID CDATA #IMPLIED
>

```

The **xmi.extender** attribute should indicate which tool made the extension. It is provided so that tools may ignore the extensions made by other tools before the content of the XMI.extensions element is processed. The **xmi.extenderID** is an optional internal ID from the extending tool. The other attributes allow individual extensions to be identified and to act as proxies for local or remote extensions.

6.5.8 XMI.documentation

This XML element contains information about the metadata being transmitted, for instance the owner of the metadata, a contact person for the metadata, long and short descriptions of the metadata, the exporter tool which created the metadata, the version of the tool, and copyright or other legal notices regarding the metadata. In addition, other information can be included as text within this element, since its content model is mixed. The declaration is:

```

<!ELEMENT XMI.documentation (#PCDATA |
    XMI.owner | XMI.contact |
    XMI.longDescription |
    XMI.shortDescription | XMI.exporter |
    XMI.exporterVersion | XMI.notice)* >

<!ELEMENT XMI.owner ANY >
<!ELEMENT XMI.contact ANY >
<!ELEMENT XMI.longDescription ANY >
<!ELEMENT XMI.shortDescription ANY >
<!ELEMENT XMI.exporter ANY >
<!ELEMENT XMI.exporterVersion ANY >

```

```
<!ELEMENT XMI.exporterID ANY >
<!ELEMENT XMI.notice ANY >
```

6.5.9 *XMI.model*

This XML element identifies the model to which the instance data being transferred conforms. There may be multiple models, if the model to which the instance data being transferred conforms to more than one model. This element is expected to become a simple XLink when it becomes a recommendation of the W3C. Its declaration is:

```
<!ELEMENT XMI.model ANY>
<!ATTLIST XMI.model
    %XMI.link.att;
    xmi.name    CDATA #REQUIRED
    xmi.version CDATA #REQUIRED
>
```

The **xmi.name** and **xmi.version** attributes are the name and version of the model described in the enclosed XMI.content, respectively. The **href** attribute may contain a physical URI that contains model data. Since the content is ANY, additional documentation is possible.

6.5.10 *XMI.metamodel*

This XML element identifies the metamodel to which the model data that is transferred conforms. There may be multiple metamodels, if the model data that is transferred conforms to more than one metamodel. Including this element enables tools to perform more verification of the metadata to the metamodel than is possible to perform by XML validation. This element is expected to become a simple XLink when it becomes a recommendation of the W3C. Its declaration is:

```
<!ELEMENT XMI.metamodel ANY>
<!ATTLIST XMI.metamodel
    %XMI.link.att;
    xmi.name    CDATA #REQUIRED
    xmi.version CDATA #REQUIRED
>
```

The **xmi.name** and **xmi.version** attributes are the name and version of the metamodel, respectively. The **href** attribute may contain a physical URI that contains metamodel data. Since the content is ANY, additional documentation is possible.

6.5.11 *XMI.metametamodel*

This XML element identifies the metametamodel to which the metadata that is transferred conforms. This element will often refer to the MOF version that was used. Including this element enables tools to perform more verification of the metadata to the metamodel than is possible to perform by XML validation. This element is expected

to become a simple XLink when it becomes a recommendation of the W3C. Its declaration is:

```
<!ELEMENT XMI.metametamodel ANY>
<!ATTLIST XMI.metametamodel
    %XMI.link.att;
    xmi.name CDATA #REQUIRED
    xmi.version CDATA #REQUIRED
>
```

The **xmi.name** and **xmi.version** attributes are the name and version of the metametamodel, respectively. The **href** attribute may contain a physical URI that contains metamodel data. Since the content is ANY, additional documentation is possible.

6.5.12 XMI.import

This XML element identifies additional documents that are needed to process the current document; it points to other documents that define metadata that defines the metadata in the document in which it appears. Its declaration is:

```
<!ELEMENT XMI.import ANY>
<!ATTLIST XMI.import
    %XMI.link.att;
    xmi.name CDATA #REQUIRED
    xmi.version CDATA #REQUIRED
>
```

The **xmi.name** and **xmi.version** attributes are the name and version of the imported model, respectively. The **href** attribute may contain a physical URI that contains model data. Since the content is ANY, additional documentation is possible.

6.5.13 XMI.difference

This XML element holds XML elements representing differences to base data. Users may use it within the content part of an XMI file or in a separate XMI.difference section. The attributes in this element allow references to be made to other elements using XLinks, XPointers, or IDREFs. Its declaration is:

```
<!ELEMENT XMI.difference (XMI.difference | XMI.add | XMI.delete |
    XMI.replace)* >
<!ATTLIST XMI.difference
    %XMI.element.att;
    %XMI.link.att;
>
```

6.5.14 *XMI.delete*

This XML element represents a deletion to base metadata. It must be within an XMI.difference XML element. The attributes in this element allow references to be made to other elements using XLinks, XPointers, or XML IDREFs. Its declaration is:

```
<!ELEMENT XMI.delete EMPTY >
<!--ATTLIST XMI.delete
      %XMI.element.att;
      %XMI.link.att;
-->
```

6.5.15 *XMI.add*

This XML element represents an addition to base metadata. It must be within an XMI.difference XML element. The attributes in this element allow references to be made to other elements using XLinks, XPointers, or XML IDREFs. Its declaration is:

```
<!ELEMENT XMI.add ANY >
<!--ATTLIST XMI.add
      %XMI.element.att;
      %XMI.link.att;
      xmi.position CDATA "-1"
-->
```

The **xmi.position** attribute indicates where to place the addition relative to other XML elements.

6.5.16 *XMI.replace*

This XML element represents a replacement of base metadata with other metadata. It must be within an XMI.difference XML element. The attributes in this element allow references to be made to other elements using XLinks, XPointers, or XML IDREFs. Its declaration is:

```
<!ELEMENT XMI.replace ANY >
<!--ATTLIST XMI.replace
      %XMI.element.att;
      %XMI.link.att;
      xmi.position CDATA "-1"
-->
```

The **xmi.position** attribute indicates where to place the contents of the replacement element relative to other XML elements.

6.5.17 *XMI.reference*

This XML element allows references to other XML elements within an attribute of type string or an XMI.any element, which represents a data type that is not defined in

the metamodel. It should be used within an XMI.any element or in attributes to specify a remote value. Its declaration is:

```
<!ELEMENT XMI.reference ANY >
<!ATTLIST XMI.reference %XMI.link.att; >
```

For information on how to use the link attributes, see the “Linking” section below.

6.5.18 XMI Datatype Elements

In XMI 1.1, the use of fixed data type elements in DTDs is only required when used by the particular metamodel. There are two options: Use fixed IDL datatypes (the "fixed" approach), or to have the data type elements generated from a user metamodel or a standard IDL metamodel and treated like any other metamodel classes (the "complete" approach).

These are the guidelines for which approach (fixed or complete) to use for your metamodel. Note that these guidelines are for metamodel designers on how to shape their metamodel for maximum benefit in XMI. XMI will take any compliant metamodel as input and generate the appropriate DTD.

Fixed:

- Users specify their metamodels directly in terms of IDL datatypes and use the fixed XMI data type elements.
- Most useful for specifying metamodels and metametamodels (levels M2 and M3).
- Best approach when using advanced IDL types such as typecodes and Anys.

Complete:

- Users include all the datatypes used to describe their metamodel in their metamodel. These datatypes should be instances and/or subclasses of MOF datatype as appropriate.
- Most useful for specifying models and instances (levels M1 and M0).
- As an example, in UML (level M2), the datatypes in the metamodel include String, Integer, and Boolean. These datatypes are used to specify UML models (level M1). Instances of the UML models (level M0), often programs written in Java and C++, have their own datatypes which are not specified in the UML metamodel.
- To use most IDL types, the Corba Components Metamodel Base IDL package is suggested.
- The conversion between user datatypes and strings in XMI files requires an additional level of understanding those datatypes outside XMI.

Metamodelers should pay close attention to the evolution of MOF and UML physical metamodeling and datatype independence planned by the UML RTF and MOF RTF

and in the mean time follow the simplest approach that they feel comfortable with. The XMI RTF will track changes made by these groups.

The declarations of the fixed XMI DTD datatype elements are as follows:

```

<!ELEMENT XMI.TypeDefinitions ANY >

<!ELEMENT XMI.field ANY >

<!ELEMENT XMI.seqItem ANY >

<!ELEMENT XMI.octetStream (#PCDATA) >

<!ELEMENT XMI.unionDiscrim ANY >

<!ELEMENT XMI.enum EMPTY >
<!-- ATTLIST XMI.enum
      xmi.value CDATA #REQUIRED
-->

<!ELEMENT XMI.any ANY >
<!-- ATTLIST XMI.any
      %XMI.link.att;
      xmi.type CDATA #IMPLIED
      xmi.name CDATA #IMPLIED
-->

<!ELEMENT XMI.CorbaTypeCode (XMI.CorbaTcAlias | XMI.CorbaTcStruct |
      XMI.CorbaTcSequence | XMI.CorbaTcArray |
      XMI.CorbaTcEnum | XMI.CorbaTcUnion |
      XMI.CorbaTcExcept | XMI.CorbaTcString |
      XMI.CorbaTcWstring | XMI.CorbaTcShort |
      XMI.CorbaTcLong | XMI.CorbaTcUshort |
      XMI.CorbaTcUlong | XMI.CorbaTcFloat |
      XMI.CorbaTcDouble | XMI.CorbaTcBoolean |
      XMI.CorbaTcChar | XMI.CorbaTcWchar |
      XMI.CorbaTcOctet | XMI.CorbaTcAny |
      XMI.CorbaTcTypeCode | XMI.CorbaTcPrincipal |
      XMI.CorbaTcNull | XMI.CorbaTcVoid |
      XMI.CorbaTcLongLong |
      XMI.CorbaTcLongDouble) >
<!-- ATTLIST XMI.CorbaTypeCode
      %XMI.element.att;
-->

<!ELEMENT XMI.CorbaTcAlias (XMI.CorbaTypeCode) >
<!-- ATTLIST XMI.CorbaTcAlias
      xmi.tcName CDATA #REQUIRED
      xmi.tcId CDATA #IMPLIED
-->

```

```

>

<!ELEMENT XMI.CorbaTcStruct (XMI.CorbaTcField)* >
<!--ATTLIST XMI.CorbaTcStruct
      xmi.tcName CDATA #REQUIRED
      xmi.tcId CDATA #IMPLIED
-->

<!ELEMENT XMI.CorbaTcField (XMI.CorbaTypeCode) >
<!--ATTLIST XMI.CorbaTcField
      xmi.tcName CDATA #REQUIRED
-->

<!ELEMENT XMI.CorbaTcSequence (XMI.CorbaTypeCode |
      XMI.CorbaRecursiveType) >
<!--ATTLIST XMI.CorbaTcSequence
      xmi.tcLength CDATA #REQUIRED
-->

<!ELEMENT XMI.CorbaRecursiveType EMPTY >
<!--ATTLIST XMI.CorbaRecursiveType
      xmi.offset CDATA #REQUIRED
-->

<!ELEMENT XMI.CorbaTcArray (XMI.CorbaTypeCode) >
<!--ATTLIST XMI.CorbaTcArray
      xmi.tcLength CDATA #REQUIRED
-->

<!ELEMENT XMI.CorbaTcObjRef EMPTY >
<!--ATTLIST XMI.CorbaTcObjRef
      xmi.tcName CDATA #REQUIRED
      xmi.tcId CDATA #IMPLIED
-->

<!ELEMENT XMI.CorbaTcEnum (XMI.CorbaTcEnumLabel) >
<!--ATTLIST XMI.CorbaTcEnum
      xmi.tcName CDATA #REQUIRED
      xmi.tcId CDATA #IMPLIED
-->

<!ELEMENT XMI.CorbaTcEnumLabel EMPTY >
<!--ATTLIST XMI.CorbaTcEnumLabel
      xmi.tcName CDATA #REQUIRED
-->

<!ELEMENT XMI.CorbaTcUnionMbr (XMI.CorbaTypeCode, XMI.any) >
<!--ATTLIST XMI.CorbaTcUnionMbr
      xmi.tcName CDATA #REQUIRED
-->

```



```

>

<!ELEMENT XMI.CorbaTcUnion (XMI.CorbaTypeCode, XMI.CorbaTcUnionMbr*)
>
<!--ATTLIST XMI.CorbaTcUnion
      xmi.tcName CDATA #REQUIRED
      xmi.tcId CDATA #IMPLIED
-->

<!ELEMENT XMI.CorbaTcExcept (XMI.CorbaTcField)* >
<!--ATTLIST XMI.CorbaTcExcept
      xmi.tcName CDATA #REQUIRED
      xmi.tcId CDATA #IMPLIED
-->

<!ELEMENT XMI.CorbaTcString EMPTY >
<!--ATTLIST XMI.CorbaTcString
      xmi.tcLength CDATA #REQUIRED
-->

<!ELEMENT XMI.CorbaTcWstring EMPTY >
<!--ATTLIST XMI.CorbaTcWstring
      xmi.tcLength CDATA #REQUIRED
-->

<!ELEMENT XMI.CorbaTcFixed EMPTY >
<!--ATTLIST XMI.CorbaTcFixed
      xmi.tcDigits CDATA #REQUIRED
      xmi.tcScale CDATA #REQUIRED
-->

<!ELEMENT XMI.CorbaTcShort EMPTY >

<!ELEMENT XMI.CorbaTcLong EMPTY >

<!ELEMENT XMI.CorbaTcUshort EMPTY >

<!ELEMENT XMI.CorbaTcUlong EMPTY >

<!ELEMENT XMI.CorbaTcFloat EMPTY >

<!ELEMENT XMI.CorbaTcDouble EMPTY >

<!ELEMENT XMI.CorbaTcBoolean EMPTY >

<!ELEMENT XMI.CorbaTcChar EMPTY >

<!ELEMENT XMI.CorbaTcWchar EMPTY >

```

```

<!ELEMENT XMI.CorbaTcOctet EMPTY >

<!ELEMENT XMI.CorbaTcAny EMPTY >

<!ELEMENT XMI.CorbaTcTypeCode EMPTY >

<!ELEMENT XMI.CorbaTcPrincipal EMPTY >

<!ELEMENT XMI.CorbaTcNull EMPTY >

<!ELEMENT XMI.CorbaTcVoid EMPTY >

<!ELEMENT XMI.CorbaTcLongLong EMPTY >

<!ELEMENT XMI.CorbaTcLongDouble EMPTY >

```

For more information about these datatypes, refer to the CORBA specification.

6.6 *Metamodel Class Specification*

This section describes in detail how to represent information about metamodel classes in a XMI compliant DTD. It uses the rules for generating a Hierarchical Entity DTD (Rule Set 3) as described in the “XML DTD Production” chapter to describe the manner in which attributes, associations, and containment relationships are represented in an XML DTD, and how inheritance between metamodel classes is handled. It uses a short example to explain the encoding.

The Hierarchical Entity DTD generation rules use the XML entity substitution technique extensively. The declaration of entities for commonly used information reduces the repetition of declarations used in multiple areas. They provide a single declaration point of frequently used information and allow regular formats for expressing copy-down inheritance in element declarations. Note that entities have no effect on the final form of the generated XML since they are always completely expanded by XML processors.

6.6.1 *Namespace Qualified XML Element Names*

In XMI 1.0, the use of fully qualified names was mandatory, since the W3C Namespace recommendation was not finalized by the time XMI 1.0 was written. Now that Namespaces are an official recommendation, it is no longer necessary to use fully qualified names; however, there was no provision in the Namespace recommendation for using XML Namespaces in conjunction with XML validation. To allow XML validation to occur, if desired, the use of Namespaces with XMI 1.1 documents is restricted; it is anticipated that these restrictions will be lifted when XML Schemas become an official recommendation.

When the official DTD for a metamodel is produced, the DTD generator may choose a namespace name that all documents to be validated with the DTD must use. That

namespace name followed by ":" becomes the prefix for each tag name declared in an XMI DTD that corresponds to the metamodel.

The XML element name for each metamodel class, package, and association is its short name prefixed by the namespace. The name for tags corresponding to metamodel attributes and references is the XML element name of the class, followed by ".", followed by the name of the attribute or reference. The name of XML attributes corresponding to metamodel references and metamodel attributes is the name of the reference or attribute, since each tag in XML has its own namespace. An example of namespaces is given in Appendix C.

The responsibility of ensuring uniqueness of names for DTD generation belongs to the metamodel owner. In the event of duplicate names, the preferred resolution is to place the duplicates in a different document and assign a second namespace. Alternatively, an additional namespace is assigned to the document package containing the duplicates.

Each namespace is assigned a logical and a physical URI. The logical URI is placed in the namespace declaration of the XMI element in XML documents that contain instances of the metamodel and the physical URI is placed in the XMI.metamodel tag. The XML namespace specification assigns logical names to namespaces which are expected to remain fixed throughout the life of all uses of the namespace since it provides a permanent global name for the resource. An example is "org.omg/standards/UML". There is no requirement or expectation by the XML Namespace specification that the logical URI be resolved or dereferenced during processing of XML documents. The physical URI is the mechanism for resolving where the actual document may be found. The physical URI could be local, as in "UML13.xml" or remote as in "ftp://server.omg.org/resources/xmi/UML13.xml". The namespace name links the logical URI declared in the XMI element with the physical URI in the XMI.metamodel element.

The following is an example of a UML model in an XMI document using namespaces.

```
<XMI xmi.version="1.1" xmlns:UML="org.omg/standards/UML">
  <XMI.header>
    <XMI.metamodel name="UML" version="1.3" href="UML.xml"/>
    <XMI.model name="example" version="1" href="example.xml"/>
  </XMI.header>
  <XMI.content>
    <UML:Class name="C1">
      <UML:Classifier.feature>
        <UML:Attribute name="a1" visibility="private"/>
      </UML:Classifier.feature>
    </UML:Class>
  </XMI.content>
</XMI>
```

The model has a single class named C1 that contains a single attribute named a1 with visibility private. The XMI element declares the version of XMI and the namespace for UML with the logical URI. The XMI.metamodel has the same name "UML" and

an href to the physical location where the UML.xml file is located. The model name is "example". The XMI.content contains the model, using the new XML attributes.

6.6.2 *Metamodel Multiplicities*

In XMI 1.0 a mapping was defined between the multiplicities in a metamodel and XML multiplicities. To enforce the multiplicities, it was necessary to define an order to XML elements corresponding to attributes, and association ends in a metamodel, due to a limitation of XML 1.0. The order that was specified is not necessary for exchanging data, and makes all XMI document writers conform to the order for the documents they produce to validate.

The XMI RTF has concluded that it is better to give document producers flexibility in the order that XML elements appear than to enforce the multiplicity. Therefore, in XMI 1.1, the multiplicities from the metamodel are ignored when generating a DTD, except for the declaration of XML attributes corresponding to metamodel associations, as described below.

6.6.3 *Class specification*

Every metamodel class is decomposed into three parts: properties, associations, and compositions. Three entities are declared for every metamodel class, whose prefix is the name of the class and whose suffix is "Properties", "Associations", and "Compositions". The properties entity contains a list of the XML elements which correspond to metamodel attributes. The associations entity contains the XML elements representing roles of association ends. The compositions entity contains the XML elements which represent the role of associations that are aggregations.

The representation of a metamodel class named "c" is shown below for the simplest case where "c" does not have any attributes, associations, or containment relationships:

```
<!ENTITY % cProperties ">
<!ENTITY % cAssociations ">
<!ENTITY % cCompositions ">

<!ELEMENT c (XML.extension)* >
<ATTLIST c
    %XML.element.att;
    %XML.link.att;
>
```

In the case where "c" has attributes, associations, and containment relationships for a metamodel class, the declaration is as follows:

```
<!ENTITY % cProperties 'propertiesForC' >
<!ENTITY % cAssociations 'associationsForC' >
<!ENTITY % cCompositions '| XML.extension | compositionsForC' >
```

```

<!ELEMENT c (%cProperties | %cAssociations | %cCompositions)* >
<!ATTLIST c
    %XML.element.att;
    %XML.link.att;
>

```

Only the entities that are not empty are included in the content model of element “c” to maintain valid XML syntax.

6.6.4 Inheritance Specification

XML does not currently have a built-in mechanism to represent inheritance. In its place, XMI specifies that inheritance will be copy-down inheritance. Inheritance is represented by using the required properties and compositions entities for each class. For properties and compositions, copy-down inheritance is required. For associations (AssociationEnds with references), the actual class referenced is used, and subclasses may be used on the other end of the reference.

For example, if a class “c1” has a direct superclass “c0” in the metamodel, then the declaration of the required entities for class “c1” is as follows:

```

<!ENTITY % c1Properties '%c0Properties; properties for c1, if any...'>

<!ENTITY % c1Associations '%c0Associations; associations for c1, if any...' >

<!ENTITY % c1Compositions '%c0Compositions; compositions for c1, if any...' >

```

Should there be a class, c2, derived from c1, then the entity declarations for c2 would be:

```

<!ENTITY % c2Properties '%c1Properties; properties for c2, if any...'>

<!ENTITY % c2Associations '%c1Associations; associations for c2, if any...' >

<!ENTITY % c2Compositions '%c1Compositions; compositions for c2, if any...' >

```

And so on down an inheritance hierarchy.

In this manner, the properties and compositions are copied directly from each superclass via the substitution capability of entities. Since XML requires entities to be declared in a DTD before being used, this method of representing inheritance requires that the entities of superclasses in a metamodel precede the declarations of entities and elements of their subclasses.

Multiple inheritance is treated in such a way that the properties and compositions of classes that occur more than once in the inheritance hierarchy are only included once in their subclasses. For details on how this may be accomplished, please see the DTD production rules. For associations (AssociationEnds with references), the actual class referenced is used, and subclasses may be used on the other end of the reference.

6.6.5 Attribute Specification

The representation of attributes of metamodel class “c” uses XML elements and XML attributes. If the metamodel attribute types are primitives or enumerations, XML elements are declared for them as well as XML attributes. The reasons for this encoding choice are several, including: the values to be exchanged may be very large values and unsuitable for XML attributes, and may have poor control of whitespace processing with options which apply only to element contents.

The declaration of each attribute named “a” with a non-enumerated type is as follows:

<!ELEMENT c.a (type specification) >

The type specification for an element may come from the metamodel or be defined outside the metamodel. In the former case the type specification is the name of the type; in the latter case it is considered to be a string type. If the data is a string type, then its type is mixed, and the specification must take the form:

<!ELEMENT c.a (#PCDATA| XML.reference)* >

For attributes whose types are string types, an XML attribute must also be declared in the attribute list of the XML element corresponding to metamodel class “c”; the declaration of the XML attribute is as follows:

a CDATA #IMPLIED

An element is also declared to be of XML type string if the class contains a Tag XMIDataType with Value “string”.

When “a” is an attribute with enumerated values or Boolean values, a modified declaration is used to allow an XML processor to validate that the value of the attribute is one of the legal values of the enumeration. Attributes of this type are declared as follows:

<!ELEMENT a EMPTY >

<!ATTLIST c.a xmi.value (enum1 | enum2 | ...) #REQUIRED >

where enum1, enum2, ... are replaced with an entry for each member of the enumeration set. An attribute whose type is boolean or an enumeration must also have an XML attribute declared in the XML element corresponding to metamodel class “c”, as follows:

a (enum1 | enum2 | ...) #IMPLIED

For example, if a class is named “c” with attributes “a1” and “a2”, where “a1” is a string type and “a2” is Boolean, the attributes are represented as follows:

<!ELEMENT a1 (#PCDATA | XML.reference) *>

<!ELEMENT a2 EMPTY >

<!ATTLIST a2 xmi.value (true | false) #REQUIRED >

<!ENTITY % cProperties ‘a1 | a2’ >

An element is also declared to be of XML type enumeration if the class contains a Tag XMIDataType with Value "enum". The set of allowed enumerated values are given in the Tag XMIEnumSet where the Values are delimited by spaces.

In some MOF models, enumerations have a prefix substring that should be removed before placing the enumeration literals in the DTD. The Tag "org.omg.xmi.enumerationUnprefix" indicates the substring that should be stripped from the beginning of the enumeration literal when the literal begins with that prefix.

Default values for property and enumeration attributes may be specified in DTDs using the Tag "org.omg.xmi.defaultValue" attached to the attribute. The default value should be the XML string representation to be placed in the DTD. Default values for attributes should be specified in DTDs with care since XML allows the processor reading the document the option of not processing a DTD as an optional optimization. When tools skip processing the DTD, they do not obtain the default value of XML attributes. Instead, they would have to know the default value from understanding the metamodel. The form for specifying defaults, where "d" is the default, is:

For property model attributes as XML attributes:

a CDATA #IMPLIED d

For enumerated model attributes as XML attributes:

a (enum1 | enum2 | ...) #IMPLIED d

For enumerated model attributes as XML elements:

<!ELEMENT a EMPTY >

<!ATTLIST c.a xmi.value (enum1 | enum2 | ...) #REQUIRED d >

Note: When reading documents with XML elements specifying model attribute values, be sure to use the value in the XML element rather than the default value from the unused XML attribute.

The multiplicities of metamodel attributes are not used in XMI 1.1 DTDs, so that the ordering of XML elements in XMI documents is not fixed.

6.6.6 Association Specification

Each association role is represented in an XML entity, an XML element, and an XML attribute. The multiplicity of the role is not used to create the declarations in XMI 1.1. The representation of an association role named "r" for a metamodel class "c" is:

<!ENTITY % cAssociations 'r' >

<!ELEMENT r (content)* >

An XML attribute would be declared in the attribute list for the XML element corresponding to class c; the attribute declaration appears as follows:

r IDREFS #IMPLIED

The *content* is defined so that XML elements representing the classifier attached to the referenced associationEnd and any of its concrete subclasses may be included in XML element “r”. For example, if class c1 is the classifier attached to the association end r, and it has three subclasses, c2, c3, and c4, and c3 is abstract, the XML element r would be declared as follows:

```
<!ELEMENT r (c1 | c2 | c3 | c4)* >
```

The XML attribute r would be declared as follows:

```
r IDREFS #IMPLIED
```

The multiplicity in the XML element declaration is always “*” in XMI 1.1, rather than a mapping from the metamodel multiplicity to XML, as in XMI 1.0.

6.6.7 Containment Specification

Each association end that represents containment is also represented by an XML entity and an XML element. The content model of the XML element representing the association end is the XML element corresponding to the class, and the XML elements corresponding to each of the subclasses of the class. If a class “c” is at the container end of an association link representing composition, and the other association end has role “r” for a class “c1” with concrete subclass “c2”, the representation in an XML DTD is as follows:

```
<!ELEMENT r (c1 | c2)* >
```

```
<!ENTITY % cCompositions 'XML.extension | r' >
```

Note that the multiplicity is no longer used in the declarations in XMI 1.1.

6.7 Transmitting Incomplete Metadata

In XMI 1.1, multiplicities specified in the metamodel are no longer used when creating DTDs, so all DTDs support the interchange of model fragments. A DTD generator does not need to decide whether the DTD will support model fragments. Interchange of model fragments

6.7.1 Interchange of model fragments

In practice, most information is related. The ability to transfer a subset of known information is essential for practical information interchange. In addition, as information models are developed, they will frequently need to be interchanged before they are complete.

The following guidelines apply for interchanging incomplete models via XMI:

- Information may be missing from a model. The transmission format should not require the addition or invention of new information.

- Model fragments may be disjoint sets. Each set may be transmitted in the same XMI file at the XMI.content level or in different XMI files.
- "Incomplete" indicates a quantity of information less than or equal to "complete." Additional information beyond that which the metamodel prescribes may be transmitted only via the extension mechanism.
- Semantic verification is performed on the metadata that is actually present just as if it was included in complete metadata.

6.7.2 XMI encoding

If you follow the rules for producing XMI 1.1 DTDs as described in the previous sections, you do not need to do anything else to enable the interchange of model fragments.

6.7.3 Example

The following is an example of a UML model:

```
<UML:Model name="model1" xmi.id="id1">
  <UML:ModelElement.ownedElement>
    <UML:Class name="class1" xmi.id="id2">
      <UML:Classifier.feature>
        <UML:Attribute name="attribute1" type="idInteger"/>
      </UML:Classifier.feature>
    </UML:Class>
  </UML:ModelElement.ownedElement>
</UML:Model>
```

6.8 Linking

The goal is to provide a mechanism for specifying references within and across documents. Although based on the upcoming XLinks standard, it is downwards compatible and does not require XLinks as a prerequisite.

6.8.1 Design principles:

- Links are based on XLinks to navigate to the document (which may be the current document) and XPointers to navigate to the element within the document.
- Links take the same form if the target is within the current or an external document.
- Link definitions are encapsulated in the entity XMI.link.att defined in Section 6.5.1.
- Elements act as a union, where they are either a definition or a proxy. Proxies use the XMI.link.att to define the link, and contain no nested elements.
- XMI.link.att supports external links through the XLink attributes, and internal links through the xmi.id and xmi.uuid attributes.

- Links are always to elements of the same type or subclasses of that type. Restricting proxies to reference the same element type reduces complexity, enhances reliability and type safety, and promotes caching. In XMI 1.1, subclasses are also allowed, to permit more flexibility in combining models and metamodels.
- When acting as a proxy, XML attributes may be defined, but not contents. The XML attributes act as a cache which gives an indication if the link should be followed.
- Proxies may be chained.
- When following the link from a proxy, the definition of the proxy is replaced by the referenced element.
- It is efficient practice for maximizing caching and encapsulation to use local proxies of the same element within a document to link to a single proxy that holds an external reference.
- Association role elements typically contain proxies which link to the definitions of the classes that participate in the association.

6.8.2 Linking

XLinks

When specifying a XLink, the “href” attribute may be used to specify an optional URI and XPointer that identify an XML element in another XML document. The **href** attribute must contain a locator for the model construct referred to. This model construct should be of the form URI “|” NAME, where URI locates the file that contains the model construct, and NAME is the value of the ID attribute of the referenced model construct. If the URI is not given, then NAME must be the value of an ID attribute in the current file. NAME is a shorthand for XPointer id(NAME). In elementary use, href could refer to another element id in the same XML file using **href**="|id".

When navigating into an XML document using an XPointer, the href="XLink|XPointer" form for locating an element by xmi.id is: XLink + "|" + id. For example, **href**="mydoc.xml|xxxx-yyyy..." The form for locating an element by **xmi.label** is: XLink + "|descendent(1,type,attribute,value)" where type is the expected element type or "#element" for any type, attribute is the name of the attribute, and value is the name of the attribute. For example, **href**="|descendent(1,#element,**xmi.label**,class1)" . XLink specifies the document to search and is the empty string when using the current document.

IDrefs

The xmi.idref attribute may be used to specify the XML ID of an XML document within the current XML document. Every construct that can be referred to has a local XML ID, a string that is locally unique within a single XML file. The XPointer part of a Reference uses the ID to find the construct. The XPointer specification also has relative addressing capabilities within a document that may be used. The choice of

absolute ID-based addressing or relative addressing is made by the document creator on a per-reference basis.

UUIDrefs

As indicated previously, UUIDrefs are no longer used in XMI 1.1. The following description is how UUIDrefs were used in XMI 1.0:

The xmi.uuidref attribute is used for linking using absolute object identity. The UUID specified should correspond to the value of a xmi.uuid within the same document. Although there is no built-in support for UUIDs in XML at this time, it is envisioned that this support will be added in the near future. Linking by uuid results in the same action as the XPointer "`|descendant(1,#element,xmi.uuid,DCE:abcd-efgh)`".

In XML there is currently no mechanism to enforce that the actual type of the XML element referred to is the desired one. Some tools might issue a warning if the type does not match the type of model construct actually referred to. This caching of expected information could be extended with other expected information attributes.

6.8.3 Example from UML

There is an association between ModelElements and Constraints in UML. Operations are a subclass of ModelElements. This example shows an association between Operations and four Constraints with roles constraint and constrainedElement. Qualified names have been suppressed for clarity. Each of the methods of linking is shown. The Constraints are shown in both definition and proxy form.

Document 1:

```
<Operation xmi.id="idO1" xmi.label="op1" xmi.uuid="DCE:1234">
  <constraint>
    <Constraint xmi.id="idC1" xmi.label="co1" xmi.uuid="DCE:abcd">
      <body>First Constraint definition</body>
      <constrainedElement>
        <Operation xmi.idref="idO1" />
      </constrainedElement>
    </Constraint>
    <Constraint xmi.idref="idC2" />
    <Constraint xmi.idref="idC3" />
    <Constraint href="doc2.xml|idC4" />
  </constraint>
</Operation>
<Constraint xmi.id="idC2" xmi.label="co2" xmi.uuid="DCE:efgh">
  <body>Second Constraint definition</body>
  <constrainedElement>
    <Operation xmi.idref="idO1" />
  </constrainedElement>
</Constraint>
<Constraint xmi.id="idC3" xmi.label="co3" xmi.uuid="DCE:ijkl">
  <body>Third Constraint definition</body>
```

```

    <constrainedElement>
      <Operation href="|descendent(1,Operation,xmi.label,op1)"/>
    </constrainedElement>
  </Constraint>

```

Document 2:

```

  <Constraint xmi.id="idC4" xmi.label="co4" xmi.uuid="DCE:mnop">
    <body>Fourth Constraint definition</body>
    <constrainedElement>
      <Operation href="doc1.xml|idO1"/>
    </constrainedElement>
  </Constraint>

```

The first constraint is a definition. The `<constrainedElement>` role contains an Operation proxy which has a local reference to the initial Operation definition using **xmi.idref**. The second constraint is a proxy referencing a constraint definition using the **xmi.idref** of "idC2." The third constraint is a proxy reference to the definition using **xmi.idref** to the constraint "idC3". The fourth constraint is an XLink and XPointer reference proxy to the definition of the constraint using the **href** to the file doc2.xml with id "idC4".

Following the definition of the operation and its 3 constraint proxies are the definitions of two of the constraints. The second document contains the third constraint definition.

The use and placement of references is freely determined by the document creator. It is likely that most documents will make internal and external references for a number of reasons: to minimize the amount of duplicate declarations, to compartmentalize the size of the document streams, or to refer to useful information outside the scope of transmission. For example, the **href** of an XLink could contain a query to a repository which will recall additional related information. Or there may be a set of XMI documents created, one file per package to be transferred, where there are relationships between the packages.

6.8.4 XMI.reference

Any type of content can be allowed for the Reference XML element. This allows the receiver of the XML document to add additional processing to the content. For example, the content could be empty, contain an SQL query into a repository, a phone number, or a human readable version of the target's name (useful in web browsers or any other convention desired).

XMI.reference can be used for values by pointing to large resources such as bitmaps outside of XML.

6.9 Transmitting Metadata Differences

The goal is to provide a mechanism for specifying the differences between documents so that an entire document does not need to be transmitted each time. This design does

not specify an algorithm for computing the differences, just a form for transmitting them.

Up to now we have seen how to transmit a complete or full model. This way of working may not be adequate for all environments. More precisely, we could mention environments where there are many model changes that must be transmitted very quickly to other users. For these environments the full model transmission can be very resource consuming (time, network traffic, ...) making it very difficult or even not viable for finding solutions for cooperative work.

The most viable way to solve this problem is to transmit only the model changes that occur. In this way different instances of a model can be maintained and synchronized more easily and economically. Concurrent work of a group of users becomes possible with a simple mechanism to synchronize models. Transmitting less information allows synchronizing models more efficiently.

6.9.1 Definitions:

The idea is to transmit only the changes made to the model (differences between new and old model) together with the necessary information to be able to apply the changes to the old model.

A. $\text{New} - \text{Old} = \text{Difference}$

Model differencing is the comparison of two models and identifying the differences between them in a reversible fashion. The difference is expressed in terms of changes made to the old document to arrive at the new document.

B. $\text{New} = \text{Old} + \text{Difference}$

Model merging is the ability to combine difference information plus a common reference model to construct the appropriate new model.

6.9.2 Differences

Differences **must** be applied in the order defined. A later difference may refer to information added by a previous difference by linking to its contents. Model integrity requires that all the differences transmitted are applied. The following are the types of differences recognized, the information transmitted, and the changes they represent:

- Delete (reference to deleted element): The delete operation refers to a particular element of the old model and specifies a deep removal of the referenced element and all of its contents.
- Add (reference to containing element, new element, optional position): The add operation refers to a particular element of the old model and specifies a deep addition. The element and its contents are added. The contents of the new element are added at the optional position specified, the default being as the last element of

the contents. The optional position form is based on XPointer's position form. 1 means the first position, -1 means the last position, and higher numbers count across the contents in the specified direction.

- Replace (reference to replaced element, replacement element, optional position): This operation deletes the old element but not its contents. The new element and its contents are added at the position of the old element. The original contents of the old element are then added to the contents of the new element at the optional position specified, the default being at the end.

6.9.3 XMI encoding

The following are the elements used to encode the differences:

XMI.difference

The XMI.difference element is contained by the XMI.content section of the XMI document. There may be 0 or more XMI.difference elements and each XMI.difference element may contain 0 or more particular differences. The difference element optionally links to the original document to which the differences are applied.

XMI.delete

The XMI.delete element is contained by XMI.difference. Its link attributes contains a link to the element to be deleted.

XMI.add

The XMI.add element is contained by XMI.difference. The contents of XMI.add is the element to be added. The link attributes contain a link to the element to be deleted and an optional position element. The numbering corresponds to XPointer numbering, where 1 is the first and -1 is the last element.

XMI.replace

The XMI.replace element is contained by XMI.difference. The contents of XMI.replace is the element to replace the old element with. The attributes contain a link to the element to be replaced and an optional position element for the replacing element's contents. The numbering corresponds to XPointer numbering, where 1 is the first and -1 is the last element.

6.9.4 Example

This example will delete a class and its attributes, add a second class, and rename a package. Fully qualified names are shortened for clarity.

The original document:

```
<XMI.content>
  <Package xmi.id="ppp" xmi.label="p1">
    <Class xmi.id="ccc" xmi.label="c1">
      <ownedElement>
        <Attribute xmi.label="a1"/>
      </ownedElement>
    </Class>
  </Package>
</XMI.content>
```

```

        <Attribute xmi.label="a2"/>
    </ownedElement>
</Class>
</Package>
</XMI.content>

```

The differences document:

```

<XMI.content>
  <XMI.difference href="original.xml">
    <XMI.delete href="original.xml|ccc"/>
    <XMI.add href="original.xml|ppp">
      <Class xmi.label="c2"/>
    </XMI.add>
    <XMI.replace href="original.xml|ppp"/>
      <Package xmi.id="ppp" xmi.label="p2"/>
    </XMI.replace>
  </XMI.difference>
</XMI.content>

```

Here's how the 3 differences change the document as they're applied. The XMI.delete:

```

<XMI.content>
  <Package xmi.id="ppp" xmi.label="p1">
  </Package>
</XMI.content>

```

Next, the XMI.add:

```

<XMI.content>
  <Package xmi.id="ppp" xmi.label="p1">
    <Class xmi.label="c2">
    </Class>
  </Package>
</XMI.content>

```

Finally, the XMI.replace:

```

<XMI.content>
  <Package xmi.id="ppp" xmi.label="p2">
    <Class xmi.label="c2">
    </Class>
  </Package>
</XMI.content>

```

6.10 Document exchange with multiple tools

This section contains a recommendation for an optional methodology which can be used when multiple tools interchange documents. In this methodology, the **xmi.uuid** and extensions are used together to preserve tool-specific information. In particular, tools may have particular requirements on their IDs which makes ID interchange difficult. Extensions are used to hold tool-specific information, including tool-specific IDs.

The basic policy is that the XML ID is assigned by the tool that initially creates a construct. The **UUID** will most likely be the same as the ID the tool would chose for its own use. Any other modifiers of the document must preserve the original **UUID**, but may add their own as part of their extensions.

6.10.1 Definitions:

General:

- MC - Model construct. An XML element that contains an xmi.uuid attribute.
- Extension - Extensions use the XML.extension element. Extensions to MCs may be nested in MCs, linked to the XML.extensions section(s) of the document, or linked outside the document. Each XML.extension contains a tool-specific identifier in the xmi.extender attribute. XML.extensions are considered private to a particular tool. An MC may have zero or more XML.extensions. XML.extensions may be nested.

IDs:

- **xmi.uuid** - The universally unique ID of an MC, expressed as the **xmi.uuid** attribute. Example: <Class **xmi.uuid**="ABCDEFGH">
- xmi.extenderID - The tool-specific ID of an MC. The xmi.extenderID is stored in an XML.extension of the MC when it differs from the **xmi.uuid**.

Tool ID policies:

Every tool is either Open or Closed.

- Open tool - A tool that will accept any **xmi.uuid** as it's own. Open tools do not need to add extensions to contain a tool-specific id.
- Closed tool - A tool that will not accept an **xmi.uuid** created by another tool. Closed tools store their ids in the **xmi.extenderID** attribute of an XML.extension. The **xmi.extender** attribute of the XML.extension is set to the name of the closed tool.

6.10.2 Procedures:

Document Creation:

- The Creating Tool writes a new XMI document. Each MC is assigned an **xmi.uuid**. If the **xmi.uuid** differs from the **xmi.extenderID**, an **XML.extension** for that tool is added containing the xmi.extenderID.

Document Import:

- The importing tool reads an existing XMI document. Extensions from other tools may be stored internally but not interpreted in the event a Modification will occur at a later time. One of the following cases occurs:
 1. If the importing tool is an Open tool, the **xmi.uuids** are accepted internally and no conversion is needed.

2. If the importing tool is a closed tool, the tool looks for a contained **XMI.extension** (identified by **xmi.extender**) with a **xmi.extenderID**. If one does not exist, the importing tool creates its own internal id.

Document Modification:

- The modifying tool writes the MCs and any extensions preserved from import.
- For new MCs, the MC is assigned an **xmi.uuid**.
- Closed tools add an **XMI.extension** including their internal id in the **xmi.extenderID**.

6.10.3 Example

This section describes a scenario in which Tool1 creates an XMI document which is imported by Tool2, then exported to Tool1, and then a third tool imports the document. All the tools are closed tools.

1. A model is created in Tool1 with one class and written in XMI.

```
<Class xmi.label="c1" xmi.uuid="abcdefgh">
</Class>
```

2. The class is imported into Tool2. Tool2 assigns xmi.extenderID "JKLMNOPQRST". A second class is added with name "c2" and xmi.extenderID "X012345678"

3. The model is merged back to XMI:

```
<Class xmi.label="c1" xmi.uuid="abcdefgh">
  <XMI.extension xmi.extender="Tool2" xmi.extenderID="JKLMNOPQRST"/>
</Class>
<Class xmi.label="c2" xmi.uuid="X012345678">
</Class>
```

4. The model is imported into Tool1. Tool1 assigns xmi.extenderID "ijklmnop" to "c2" and a new class "c3" is created with xmi.extenderID "qrstuvwxyx".

5. The model is merged back to XMI:

```
<Class xmi.label="c1" xmi.uuid="abcdefgh">
  <XMI.extension xmi.extender="Tool2" xmi.extenderID="JKLMNOPQRST"/>
</Class>
<Class xmi.label="c2" xmi.uuid="X012345678">
  <XMI.extension xmi.extender="Tool1" xmi.extenderID="ijklmnop"/>
</Class>
<Class xmi.label="c3" xmi.uuid="qrstuvwxyx">
</Class>
```

6. A third closed tool, Tool3, adds its ids:

```
<Class xmi.label="c1" xmi.uuid="abcdefgh">
  <XMI.extension xmi.extender="Tool2" xmi.extenderID="JKLMNOPQRST"/>
```

```

        <XML.extension xmi.extender="Tool3" xmi.extenderID="s1234"/>
    </Class>
    <Class xmi.label="c2" xmi.uuid="X012345678">
        <XML.extension xmi.extender="Tool1" xmi.extenderID="ijklmnop"/>
        <XML.extension xmi.extender="Tool3" xmi.extenderID="s5678"/>
    </Class>
    <Class xmi.label="c3" xmi.uuid="qrstuvwxyz">
        <XML.extension xmi.extender="Tool3" xmi.extenderID="s90ab"/>
    </Class>

```

7. An open tool imports and modifies the file. There are no changes because the **xmi.uuids** are used by the tool.

6.11 UML DTD

Appendix A contains an automatically generated DTD generated that represents the UML metamodel. This DTD generally follows the specification of the above section on representing metamodel information. By examining this DTD, you can gain a better understanding of the types of metamodel information that can be represented in an XML DTD, and the information that cannot be specified.

The structure of the DTD closely corresponds to the document “UML Semantics version 1.1, 1 September 1997”. Each XML element corresponding to a class has a comment indicating which pages of that document describe the class. You can verify the accuracy of the DTD against the document by reading the pages of the document in the comments and verifying that the encoding for them is correct.

The DTD is organized according to the packages in the UML metamodel. For example, the Core package is presented first.

A DTD automatically generated from the MOF for UML using the Hierarchical Entity DTD generation rules (Rule Set 3) should closely resemble the example DTD, except that the example DTD uses an additional level of entity definition for elementary items such as attributes.

Considering the issues that arose from representing UML in an XML DTD, aided the development of this specification.

The UML DTD sample can also be used by tools which exchange UML information as a standard for importing and exporting UML metamodels. It can be used for that purpose even if the tools do not directly deal with the MOF.

Note that the UML DTD covers the UML semantics but not the UML notation. Additional work may address the issue of the UML diagrammatic information as an optional level of interchange.

6.12 General datatype mechanism

The ability to support general data types in XMI has significant benefits. The applicability of XMI is significantly expanded since domain metamodels are likely to

have a set of domain-specific data types. This general solution allows the user to provide a domain datatype metamodel with a defined mapping to the XML data types.

The domain metamodel is supplemented by adding the domain data type metamodel. These metamodels are connected by adding a relationship between the metamodels. For example, the Java data type String could be made a subclass of the UML class DataType, which is an instance of MOF DataType.

The data type metamodel is then mapped into XML types. Each "primitive" element of the data type metamodel is mapped to an XML data type. Currently, XML supports two data types, string and enumeration. Future versions of XML are expected to support additional types. The mapping is accomplished by attaching a Tag-Value to the primitive data type.

The Tag XMIDatatype indicates that this class is a datatype with XML mapping. If the XMIDatatype Value is "org.omg.xmi.string" the XML string datatype is used. If the Value is "org.omg.xmi.enumeration" the XML enumeration type is used. The set of allowed values is provided by the Value of the XMIEnumSet Tag. The DTD declarations for these types are shown in Section 6.6.5.

In UML, the DataType classes "String" and "Integer" have XMIDatatype "string". The class Boolean has XMIDatatype "enum" and XMIEnumSet "true false". The class VisibilityKind has XMIDatatype "enum" and XMIEnumSet "public private protected."

The convention for converting UML classes into MOF datatypes is the following: UML classes with a "primitive" stereotype become the String datatype. UML classes with the "enumeration" stereotype become the Enumeration datatype. The names of attributes of the enumeration class become the names of the enumeration literals. If the type of the attribute in an enumeration class is another enumeration class, those enumerations are added to the set of literals recursively.

7.1 Purpose

This section describes the rules for creating a DTD from a MOF-based metamodel. Rule set 1 describes the grammar for an XMI DTD without using XML entities. Rule sets 2 and 3 use XML entities for convenience and compactness.

Each of the three types of DTDs defined by the rules in this section may be used to validate the XML text created by following the rules of Chapter 9, *XML Document Production on page 199*. In XMI 1.1, these rule sets are stated formally in EBNF. The pseudo-code that was used to state these rules in XMI 1.0 remains for reference and explanatory value.

Conformance

The conformance rules are stated in Chapter 11.

Notation for EBNF

The rule sets are stated in EBNF notation. Each rule is numbered for reference. Rule names are enclosed in angle brackets, for example <DTD>. Text within quotation marks are literal values, for example "<!ELEMENT". Text enclosed in double slashes represents a placeholder to be filled in with the appropriate external value, for example //Name of Attribute//. Literals should be enclosed in single or double quotation marks when used as the values for XML attributes in XML documents. The suffix "*" is used to indicate repetition of an item 0 or more times. The suffix "?" is used to indicate repetition of an item 0 or 1 times. The suffix "+" is used to indicate repetition of item 1 or more times. The vertical bar "|" indicates a choice between two items. Parentheses "()" are used for grouping items together.

EBNF ignores white space; hence these rules do not specify white space treatment. However, since white space in XML is significant, the actual DTD generation process must insert white space at the appropriate points.

The XML element names generated using these rules are *qualified* names. A qualified name consists of an optional namespace name and colon ":", and a Class, Package, or Association name. Attributes or References are further prefixed by a period (".") delimiter. See Section 6.6.1, "Namespace Qualified XML Element Names.

7.2 Rule Set 1: Simple DTD

7.2.1 EBNF

The EBNF for rule set 1 is listed below with rule descriptions between sections:

```

1.  <DTD>                ::= <1b:FixedContent>
                               <1d:XMIAttList>?
                               <2:PackageDTD>+

1a. <XMIFixedAttribs>     ::= "%XMI.element.att;" "%XMI.link.att;"
1b. <FixedDeclarations>   ::= //Fixed declarations//
1c. <Namespace>           ::= ( //Name of namespace// ":" )?
1d. <XMIAttList>          ::= "<!ATTLIST" "XMI" ( "xmlns:"
                               //Name of namespace// "CDATA" "#IMPLIED" )+
                               ">"

```

1. A DTD consists of a set of fixed declarations plus declarations for the namespaces and contents of the Packages in the metamodel.

1a. The fixed XMI attributes present on the major elements provide element identity and element linking.

1b. The fixed declarations are listed in section 7.5.

1c. A namespace is a namespace name followed by a ":". If no namespace name is given, the rule is a blank.

1d. The XMI element attribute declaration for the namespace, if used.

```

2.  <PackageDTD>          ::= ( <2:PackageDTD>
                               | <3:ClassDTD>
                               | <4:AttributeElmtDef>
                               | <7:CompositionDTD>
                               | <10:AssociationDTD> )*
                               <9:PackageElementDef>

```

2. The DTD contribution from a Package consists of the declarations for any contained Packages, Classes, classifier level Attributes, containment aggregations, Associations without References, and an XML element definition for the Package itself.

```

3. <ClassDTD> ::= ( <4:AttributeElmtDef> | <5:ReferenceElmtDef> )*
                  <6:ClassElementDef>

```

3. The class DTD contribution consists of the element definitions for any Attributes and References of the Class and an element definition for the Class itself.

```

4. <AttributeElmtDef> ::= "<!ELEMENT" <4a:AttribElmtName>
                        <4c:AttribContents> ">"
                        ( "<ATTLIST" <4a:AttribElmtName>
                          "xmi.value" "(" <4g:AttribEnumList> ")"
                          "#REQUIRED" ">" )?

4a. <AttribElmtName> ::= <6a:ClassElmtName> "." <4b:AttribName>
4b. <AttribName>    ::= //Name of Attribute//
4c. <AttribContents> ::= <4d:AttribData>
                        | <4e:AttribEnum>
                        | <4f:AttribClasses>

4d. <AttribData>    ::= "(" "#PCDATA" "|" "XMI.reference" ")*"
4e. <AttribEnum>    ::= "EMPTY"
4f. <AttribClasses> ::= "(" <6a:ClassElmtName>
                        ( "|" <6a:ClassElmtName> )* ")"*

4g. <AttribEnumList> ::= <4h:AttribEnum> ( "|" <4h:AttribEnum> )*
4h. <AttribEnum>    ::= //Name of Enumeration Literal//

```

4. These rules define the declaration of an Attribute of the Classes of the metamodel as the content of an XML element. These metamodel Attributes can, in some cases, be expressed as XML attributes rather than element content. This is further specified in rule 6h and gives the document writer the ability to choose which representation is most convenient in a particular use in an XML document.

4a, 4b. The name of the XML element representing an Attribute of a Class is the element name of the Class containing the Attribute followed by a dot separator and the name of the Attribute.

4c. An Attribute which can be expressed as a data value is expressed in terms of a string or reference to its content (4d) or an enumeration (4e, 4g, 4h). An Attribute which has a Class as its value is expressed in terms of the possible Class types that can be instances of its value (4f). If the Class has subclasses, the element name of each of its subclasses is included in the declaration.

Note – If the MOF Tag "org.omg.xmi.enumerationUnprefix" is attached to the DataType where the enumerated values of the Attribute are defined, the value of this Tag contains a prefix which will be removed from the values of enumeration literals before they are written in the DTD.

Note – Although the DTD as produced by this grammar cannot restrict the interspersing of other Attribute values among the instances of the values of a multi-valued Attribute, the XML document production rules state that all values for the Attribute should be consecutive elements and not interspersed with other Attribute values.

```

5.  <ReferenceElmtDef> ::= "<!ELEMENT" <5a:ReferenceElmtName>
                                <5c:RefContents> ">"
5a. <ReferenceElmtName> ::= <6a:ClassElmtName> "." <5b:ReferenceName>
5b. <ReferenceName>      ::= //Name of Reference//
5c. <RefContents>        ::= "( " <6a:ClassElmtName>
                                ( " | " <6a:ClassElmtName> ) * " ) * "
```

5. These rules define the declaration of a metamodel Reference as XML element content for linking by proxy. It is also possible to place the Reference in the attribute list of the XML element, as defined in rule 6i. This provides the ability to more conveniently represent References when the limited linking facilities available in such a case are sufficient.

5a, 5b. The name of the XML element representing a Reference is the element name of the Class containing the Reference, a dot separator, and the name of the Reference.

5c. The element name of the type of the Reference is given in the declaration. Any subclass of the type can, but need not, appear in the declaration as well. An XML linkage to a Class element will work if the target of the linkage is a member of a Class or one of its subclasses.

```

6.  <ClassElementDef>    ::= "<!ELEMENT" <6a:ClassElmtName>
                               <6b:ClassContents> ">"
                               "<!ATTLIST" <6a:ClassElmtName>
                               <6g:ClassAttListItems> ">"
6a. <ClassElmtName>      ::= <1c:Namespace> //Name of Class//
6b. <ClassContents>      ::= "(" <6d:ClassAttributes> ?
                               <6e:ClassReferences> ?
                               <6f:ClassCompositions> ?
                               <6c:Extension> ")"* ">"
6c. <Extension>          ::= "XML.extension"
6d. <ClassAttributes>    ::= <4a:AttribElmtName>
                               ( "|" <4a:AttribElmtName>)* "|"
6e. <ClassReferences>    ::= <5a:ReferenceElmtName>
                               ( "|" <5a:ReferenceElmtName> )* "|"
6f. <ClassCompositions>  ::= <6a:ClassElmtName>
                               ( "|" <6a:ClassElmtName> )* "|"
6g. <ClassAttListItems>  ::= <6h:ClassAttribAtts> <1a:XMIFixedAttribs>
6h. <ClassAttribAtts>    ::= ( <6i:ClassAttribRef>
                               | <6j:ClassAttribData>
                               | <6k:ClassAttribEnum> )*
6i. <ClassAttribRef>     ::= <4b:AttribName> "IDREFS" "#IMPLIED"
6j. <ClassAttribData>    ::= <4b:AttribName> "CDATA" "#IMPLIED"
                               <6l:ClassAttribDflt>
6k. <ClassAttribEnum>    ::= <4b:AttribName>
                               "(" <4g:AttribEnumList> ")" "#IMPLIED"
                               <6l:ClassAttribDflt>
6l. <ClassAttribDflt>    ::= //Default value//

```

6. These rules describe the declaration of a Class in the metamodel as an XML element with XML attributes.

6a. The name of the XML element for the Class is name of the Class prefixed by the namespace, if present.

6b, 6c. The XML element for the Class contains XML elements for the contained non-derived Attributes, References and Compositions of the Class, plus an extension element, which can refer to a locally-defined subclass of this Class in the XML.extensions section of the XML document.

6d. The XML element name for each non-derived Attribute of the Class is listed as part of the content model of the Class element. This includes the Attributes defined for the Class itself as well as all of the non-derived Attributes inherited from superclasses of the Class.

6e. The XML element name for each non-composite Reference of the Class is listed in the content model of the Class. A non-composite Reference is one where the

aggregation of the exposedEnd of the Reference is not composite. The list includes the the References defined for the Class itself, as well as all References inherited from the superclasses of the Class.

6f. The XML element name for each Class contained in this Class in the content model of the Class element. Here, containment means that the contained Class is either directly owned as an ownedElement of the Class or it is the type of a Reference of the Class, the aggregation of whose exposedEnd is composite. In addition to the element name of the contained Class, the element name of each subclass of the contained Class must also be listed.

6g, 6h. In addition to the standard identification and linkage attributes, the attribute list of the Class element can contain XML attributes for the Attributes and non-composite References of the Class, when the limited facilities of the XML attribute syntax allow expression of the necessary values.

6i. References (either directly owned by the Class or inherited) can be expressed as XML id reference XML attributes.

6j. Single-valued Attributes (direct or inherited) of a Class that have a string representation for their data are mapped to CDATA XML attributes. Multi-valued Attributes of a Class cannot be so expressed, since the XML attribute syntax does not allow repetition of values.

6k. Single-valued Attributes (direct or inherited) that have enumerated values are mapped to enumerated XML attributes in the same manner as in an AttributeElmtDef (4, 4g).

6l. If an Attribute is expressed as an XML attribute, its default value may be expressed in the DTD if there is a MOF Tag "org.omg.xmi.defaultValue" attached to the Attribute. The value of this Tag must be expressible as an XML attribute string.

```
7. <CompositionDTD> ::= <8:CompositionElmtDef>*
```

7. Elements for Associations that represent compositions are described using rule 8.

```
8. <CompositionElmtDef> ::= "<!ELEMENT" <8a:RoleElmtName>
                             "(" <6f:ClassCompositions> ")"* ">"
8a. <RoleElmtName> ::= <6a:ClassElmtName> "." <8b:RoleName>
8b. <RoleName> ::= //Name of Role//
```

8. The composition element is generated for each Reference in the Package which has an exposedEnd whose aggregation is composite. This element is used in the class contents XML element (6). It is a list of the Class which is the type of the Reference, as well as all of its subclasses.

8a, 8b. The name of the Reference XML element is the element name of the Class containing the Reference, followed by a dot and the name of the Reference.

```

9.  <PackageElementDef> ::= "<!ELEMENT" <9a:PkgElmtName> <9c:PkgContents> ">"
                                "<!ATTLIST" <9a:PkgElmtName>
                                <9h:PkgAttListItems> ">"
9a. <PkgElmtName>          ::= <1c:Namespace> <9b:PkgName>
9b. <PkgName>              ::= //Name of Package//
9c. <PkgContents>          ::= "(" <9d:PkgAttributes> ?
                                <9e:PkgClasses> ?
                                <9f:PkgAssociations> ?
                                <9g:PkgPackages> ?
                                <6c:Extension> ")"* " ">"
9d. <PkgAttributes>        ::= <4a:AttribElmtName> ( " | " <4a:AttribElmtName> )* " | "
9e. <PkgClasses>           ::= <6a:ClassElmtName> ( " | " <6a:ClassElmtName> )* " | "
9f. <PkgAssociations>       ::= <12a:AssnElmtName> ( " | " <12a:AssnElmtName> )* " | "
9g. <PkgPackages>          ::= <9b:PkgElmtName> ( " | " <9b:PkgElmtName> )* " | "
9h. <PkgAttListItems>       ::= <9i:PkgAttribAtts> <1a:XMIFixedAttribs>
9i. <PkgAttribAtts>         ::= <6h:ClassAttribAtts>

```

9. The DTD contribution from the Package consists of an XML element definition for the Package, with a content model specifying the contents of the Package.

9a, 9b. The name of the Package XML element.

9c. The Package contents consists of any classifier level Attributes, Associations without References, Classes, nested Packages and an extension reference.

9d. Classifier level Attributes of a Package are also known as static attributes. Such Attributes inherited from Packages from which this Package is derived are also included.

9e. Each Class in the Package is listed. Classes contained in Packages from which this Package is derived are also included.

9f. It is possible that the Package contains Associations which have no References, i.e. no Class contains a Reference which refers to an AssociationEnd owned by the Association. Every such Association contained in the Package or Package from which the Package is derived is listed as part of the Package contents in order that its information can be transmitted as part of the XML document.

9g. Nested Packages are listed. Nested Packages included in Packages from which this Package is derived are also included.

9h, 9i. XML attributes for classifier level Attributes are generated following the same rules as those for instance level Attributes. The fixed identity and linking XML attributes are included.

```

10. <AssociationDTD>      ::= <11:AssociationEndDef>
                               <11:AssociationEndDef>
                               <12:AssociationDef>

```

10. The XML elements for unreferenced Associations consist of definitions for its AssociationEnds and for the Association itself.

```

11. <AssociationEndDef> ::= "<!--ELEMENT" <11a:AssocEndElmtName> "EMPTY" ">"
                               "<!--ATTLIST" <11a:AssocEndElmtName>
                               <11c:AssocEndAtts> ">"
11a.<AssocEndElmtName>  ::= <12a:AssnElmtName> "." <11b:AssocEndName>
11b.<AssocEndName>     ::= //Name of AssociationEnd//
11c.<AssocEndAtts>     ::= <1a:XMIFixedAtts>

```

11. The declaration for an AssociationEnd XML element has no content model, though it has the standard set of XML attributes.

11a, 11b. The name of the AssociationEnd XML element is the element name of the association containing the AssociationEnd, a dot separator, and the name of the AssociationEnd.

11c. The fixed identity and linking XML attributes are the AssociationEnd's only XML attributes.

```

12. <AssociationDef>      ::= "<!--ELEMENT" <12a:AssnElmtName>
                               <12c:AssnContents> ">"
                               "<!--ATTLIST" <12a:AssnElmtName> <12d:AssnAtts> ">"
12a.<AssnElmtName>       ::= <1c:Namespace> <12b:AssnName>
12b.<AssnName>           ::= //Name of Association//
12c.<AssnContents>       ::= "(" <11a:AssocEndElmtName> " | "
                               <11a:AssocEndElmtName> " | "
                               <6c:Extension> ")" *
12d.<AssnAtts>           ::= <1a:XMIFixedAtts>

```

12, 12c. The declaration of an unreferenced Association consists of the names of its AssociationEnd XML elements.

12a, 12b. The name of the XML element representing the Association.

12d. The fixed identity and linking XML attributes are the Association XML attributes.

7.2.2 Pseudo-code

The pseudo-code for the rule set is included below for reference. It shows, in more detail than is possible with the EBNF description, how a DTD using Rule Set 1 might be created from a metamodel.

Notation for pseudo-code

The rules are specified by a combination of EBNF, which serves as a syntactic framework, and rules written in pseudo-code which embody the rules for producing the metasyntactic elements in the EBNF specification. The EBNF is extended slightly to account for the fact that XML DTD constructs are being generated. Since what is being defined is textual content, spaces are sometimes important. The “S” metasyntactic element should be understood to mean “at least one space”. This is at variance with standard EBNF, where spaces are usually ignored. In addition, the “Q” metasyntactic element is intended to indicate either a single quote or a double quote, either of which is valid in the XML DTD constructs generated using these rules. XML requires that the quotes used in this way must match, and if they enclose quoted strings, they must differ from the quotes used in the string.

Note – Notation: Non-terminal symbols, (except for FixedContent) on the right hand side (RHS) of the productions below are prefixed by a number followed by a colon (“:”). These numbers are the production in which the non-terminal is defined. If there is no prefix on a RHS symbol, then the symbol is a variable whose value is defined in the rules following the EBNF production.

The DTD for a MOF-based metamodel consists of a set of DTD definitions for each of the outermost Packages in the metamodel.

1. DTD

A complete XMI DTD consists of fixed DTD content which is required for any XMI DTD, followed by at least one set of Package DTD elements. The “XMI” element, defined in this fixed content, is the XML document root type for a valid XMI document. The elements defined in the Package DTD elements can be placed in the content model of this root element.

Note – In the productions and pseudo-code below, the use of ‘DTD’ as a suffix means a fragment of a DTD, not a complete DTD.

1. DTD ::= FixedContent 2:PackageDTD+

To generate a DTD:

```

Generate the FixedContent XML definitions.
For each Package in the Metamodel not contained by another Package Do
    Generate a PackageDTD(#2).
End

```

2. *PackageDTD*

A PackageDTD is a sequence of DTD elements of various types, reflecting the contents of the Package. It includes DTD elements describing the Packages and Classes contained in the Package as well as DTD elements for Classifier-level Attributes of the Classes contained in the Package and for the References to compositions made by the Classes of the Package. The rather unusual case of an Association with no References is also handled at the Package level.

```

2. PackageDTD ::= (2:PackageDTD | 3:ClassDTD
                    | 4:AttributeElementDef | 7:CompositionDTD
                    | 10:AssociationDTD )*
9:PackageElementDef

```

To Generate a PackageDTD:

```

For Each Class of the Package Do
    For each Attribute of the Class Do
        If isDerived is false Then
            If the scope of the Attribute is classifierLevel Then
                Generate an AttributeElementDef (#4) for the Attribute
            End
        End
    End
End
For Each Association of the Package Do
    If isDerived is false Then
        If the Association contains an AssociationEnd whose aggregation is
compositeThen
            Generate the CompositionDTD (#7) for the Association
        Else If the Association has no References Then
            Generate the AssociationDTD(#10) for the Association
        End
    End
End
For Each Class of the Package Do
    Generate the ClassDTD (#3) for the Class
End
For Each (sub) Package of the Package Do
    Generate the PackageDTD (#2) for the (sub) Package
End
Generate the PackageElementDef (#9) for the Package

```

3. *ClassDTD*

A ClassDTD is a set of DTD fragments that describe the contents of a Class. These fragments include element definitions for the instance-scope Attributes of the Class and for its non-composition References. The Classifier-scope Attributes of the Class are defined at the level of the Package that contains the Class, as are the composition References which are included in the Class.

**3. ClassDTD ::= (4:AttributeElementDef | 5:ReferenceElementDef)*
6:ClassElementDef**

To Generate a ClassDTD:

```

For Each Attribute of the Class Do
  If isDerived is false Then
    If scope is instanceLevel then
      Generate the AttributeElementDef (#4) for the Attribute
    End
  End
End
For Each Reference of the Class Do
  If the isDerived attribute of the associated Association is false Then
    If the the aggregation of the AssociationEnd which is the exposedEnd of the
      Reference is not composite Then
      Generate the ReferenceElementDef (#5) for the Reference
    End
  End
End
Generate the ClassElementDef (#6) for the Class

```

4. *AttributeElementDef*

An AttributeElementDef is the XML element definition for an Attribute. It gives the name and type for the Attribute. If the attribute type is a data type, then the data value is the element content. If the attribute type is an object, then the actual object will be embedded as the element content.

**4. AttributeElementDef ::= '<!ELEMENT' S AttribName S AttribContents '>'
('<ATTLIST' S AttribName S AttribAttList '>')?**

To Generate an AttributeElementDef:

```

Set AttribName := the qualified name of the Attribute.
If the type reference refers to a DataType Then
  If DataType.typeCode is tk_Boolean or tk_enum Then
    Set AttribContents := 'EMPTY'
    Set AttribAttList := 'xmi.value (' + the enumerated values, separated by '|' +
      ')' + '#REQUIRED'
  Else If DataType.typeCode is tk_string or tk_wstring or tk_char or tk_wchar Then
    Set AttribContents := '(#PCDATA | XML.reference)*'
  Else If DataType.typeCode is tk_struct Then
    Set AttribContents := '(XML.field | XML.reference)*'
  Else If DataType.typeCode is tk_union Then
    Set AttribContents := '(XML.unionDiscrim, XML.field)'
  Else If DataType.typeCode is tk_sequence or tk_array Then
    Set AttribContents := '(XML.octetStream | XML.seqItem | XML.reference)*'
  Else If DataType.typeCode is tk_any Then
    Set AttribContents := '(XML.any)'
  Else If DataType.typeCode is tk_objref Then
    Set AttribContents := '(XML.reference)'
  Else If DataType.typeCode is tk_TypeCode Then
    Set AttribContents := '(XML.CorbaTypeCode | XML.reference)'
  Else
    Set AttribContents := '(#PCDATA | XML.reference)*'
  End
Else the type refers to a Class Then
  Set AttribContents := '(' + GetClasses(Class, ") + ')'
```

End

Generate the !ELEMENT and !ATTLIST definitions using AttribName, AttribContents, and AttribAttList

5. ReferenceElementDef

The ReferenceElementDef for a Reference in a Class is the XML element definition for the Reference. It gives the name of the Reference and the Class which is the type of its referencedEnd. The content model also includes the subclasses of this Class, since any subclass can appear where the Class appears.

The multiplicity of the reference is specified in this rule as well as in GetAllReferences call made by the rule for generation of the ClassElementDef. This duplication allows grouping of references for compactness. Multiple references can be grouped together under one element tag or each reference can be its own element. For example, the Generalizes reference in the GeneralizableElement class of UML can be expressed as:

```

<generalization>
  <Generalization xmi.idref="X1"/>
  <Generalization xmi.idref="X2"/>
</generalization>
```

or as

```

<generalization>
  <Generalization xmi.idref="X1"/>
</generalization>
<generalization>
```

```
<Generalization xmi.idref="X2"/>
</generalization>
```

5. ReferenceElementDef ::= '<!ELEMENT' S RefName S RefContents '>'

To generate a ReferenceElementDef:

```
Set RefName := The qualified name of the Reference
Set cls := Reference.referencedEnd.type (which is constrained to be a Class)
Set m := GetReferenceMultiplicity(the Reference)
Set RefContents := '(' + GetClasses(cls, ") + ')' + m
Generate the !ELEMENT definition using RefName and RefContents
```

6. ClassElementDef

The ClassElementDef for a Class is the XML element definition for the Class. Its content model combines the AttributeElementDefs, ReferenceElementDefs and CompositionElementDefs for the Class. If the Class contains other Classes its content model also refers to the ClassElementDefs for the contained Classes.

6. ClassElementDef ::= '<!ELEMENT' S ClassName S ClassContents '>' '<!ATTLIST' S ClassName S ClassAttListItems '>'

To Generate a ClassElementDef:

```
Set ClassName := the qualified name of the Class
Set atts := GetAllInstanceAttributes(the Class, "")
Set refs := GetAllReferences(this Class, "")
If Length(refs) > 0 Then
    Set refs := '(' + 'XML.extension' + '*' + ',' + refs + ')'
Else
    Set refs := '(' + 'XML.extension' + '*' + ')'
End
Set comps1 := GetAllComposedRoles(this Class, "")
Set comps2 := GetContainedClasses(this Class, "")
Set ClassContents to match the pattern:
    atts, refs, comps1, comps2
Remove dangling commas due to empty terms from ClassContents
Set ClassContents := '(' + ClassContents + ')' + '?'
Set ClassAttlistItems := '%XML.element.att; %XML.link.att;'
Generate the !ELEMENT and !ATTLIST definitions using ClassName, ClassContents
and ClassAttlistItems.
```

7. CompositionDTD

A CompositionDTD is a DTD fragment for an Association which has an AssociationEnd whose aggregation is composite. The CompositionDTD, although defined at the Package level, appears in the content model of the Class that contains

the Reference to the AssociationEnd as an exposedEnd. It also appears in the content models of the subclasses of this Class.

7. CompositionDTD ::= 8:CompositionElementDef

To generate a CompositionDTD:

Generate the CompositionElementDef (#8)

8. *CompositionElementDef*

The CompositionElementDef is the XML element generated for an Association which has a Reference whose aggregation is composite. It names the Reference and the Class which is the type of its referencedEnd. It also contains the names of the subclasses of this Class, since an instance of one of these can be used wherever the Class is used

8. CompositionElementDef ::= '<!ELEMENT' S RoleName S CompContents '>'

To Generate a CompositionElementDef:

Set Container := the **Class** containing the **Reference** whose **exposedEnd** is the **AssociationEnd** whose **aggregation** is **composite**.
 Set RoleName := the qualified name of the **Reference** in Container.
 Set Contained := the **Class** which is **Reference.referencedEnd.type**
 Set CompContents := GetClasses(Contained, ")
 Set m:= GetReferenceMultiplicity(the **Reference**)
 Set CompContents := '(' + CompContents + ')' + m
 Generate the !ELEMENT definition using RoleName and CompContents

9. *PackageElementDef*

The PackageElementDef gives the name of a Package and indicates the contents of the Package.

9. PackageElementDef ::= '<!ELEMENT' S PkgName S PkgContents '>' '<!ATTLIST' S PkgName S PkgAttListItems '>'

To Generate a PackageElementDef

```

Set PkgName := the qualified name of the Package
Set atts := GetClassLevelAttributes(the Package)
Set atts2 := ''
For each Package contained in the Package Do
  Set temp := GetNestedClassLevelAttributes(the contained Package)
  If Length(temp) > 0 Then
    If Length(atts2) > 0 Then
      Set atts2 := '(' + atts2 + ')' + ','
    End
    Set temp := '(' + temp + ')'
  End
  Set atts2 := atts2 + temp
End
Set classes := GetPackageClasses(the Package)
Set assns := GetUnreferencedAssociations(the Package)
Set pkgs := GetContainedPackages(the Package)
Set PkgContents to match the pattern:
  ( atts ) , ( atts2 ) , ( classes | assns | pkgs ) *
Remove empty parentheses and any dangling commas from PkgContents
If Length(PkgContents) > 0 Then
  Set PkgContents := '(' + PkgContents + ')'
Else
  Set PkgContents := 'EMPTY'
End
Set PkgAttlistItems := '%XML.element.att; %XML.link.att;'
Generate the !ELEMENT and !ATTLIST definitions using PkgName, PkgContents and
PkgAttlistItems

```

10. AssociationDTD

An AssociationDTD is generated only for Associations which have no References. Associations with at least one Reference are handled as normal References or Compositions. The AssociationDTD defines elements for the two AssociationEnds of the Association.

**10. AssociationDTD ::= 11:AssociationEndDef 11:AssociationEndDef
12: AssociationDef**

To Generate an AssociationDTD:

```

Generate an AssociationEndDef (#11) for the first AssociationEnd of the Association
Generate an AssociationEndDef (#11) for the second AssociationEnd of the
Association
Generate the AssociationDef (#12) for the Association

```

11. AssociationEndDef

An AssociationEndDef is generated for an AssociationEnd of an Association with no references. It is simply a place holder for a content reference.

11. AssociationEndDef ::= '<!ELEMENT' S EndName S 'EMPTY' '>'
'<!ATTLIST' S EndName S EndAtts '>'

To Generate an AssociationEndDef:

Set EndName := the qualified name of the **AssociationEnd**.
 Set EndAtts := '%XML.link.att;'
 Generate the AssociationEndDef using EndName and EndAtts

12. AssociationDef

An AssociationDef is generated for an Association with no References and contains a specification that allows an unlimited number of end1-end2 pairs.

12. AssociationDef ::= '<!ELEMENT' S AssnName S 'AssnContents' '>'
'<!ATTLIST' S AssnName S AssnAtts '>'

To Generate an AssociationDef:

Set AssnName := the qualified name of the **Association**.
 Set AssnContents := name of end1 + ',' + name of end2
 Set AssnAtts := '%XML.element.att; %XML.link.att;'
 Generate the AssociationDef using AssnName and AssnAtts

7.2.3 Auxiliary functions

All of the auxiliary functions defined in this section are used in the Simple DTD rule set. Some are used in other rule sets.

GetAllInstanceAttributes

The GetAllInstanceAttributes function produces a string containing the names of all of the non-derived instance-scope Attributes of the given Class, separated by commas to indicate ordering in XML.

The list includes the Attributes defined in the Class itself as well as those in the Class(es) from which it is derived. The Attribute names produced are ordered by the inheritance hierarchy of the Class, with those of any Class appearing after those of its parent Class(es). Within a Class the ordering of Attributes is determined by their ordering in the MOF definition of the Class. In the event of multiple inheritance, one inheritance path is chosen arbitrarily and its set of Attributes appears completely. These are followed by all of the Attributes of another arbitrarily-chosen inheritance path, and so on. The Attributes of a Class in the inheritance hierarchy appear only once, regardless of how many times the Class appears in the hierarchy. The “previousCls” parameter is used to enforce this rule.

The definition of GetAllInstanceAttributes is:

```
Function GetAllInstanceAttributes(in cls : Class,
                                inout previousCls : String) Returns String
    If cls appears in previousCls, return the empty string
    Set parentAtts := ""
    For each parent Class of cls Do
        Set temp := GetAllInstanceAttributes(parent Class, previousCls)
        If Length(parentAtts) > 0 and Length(temp) > 0 Then
            Set parentAtts := parentAtts + ','
        End
        Set parentAtts := parentAtts + temp
    End
    Set atts := GetAttributes(cls, 'instance')
    If Length(parentAtts) > 0 and Length(atts) > 0 Then
        Set parentAtts := parentAtts + ','
    End
    Add cls to previousCls
    Return parentAtts + atts
End
```

GetAttributes

The `GetAttributes` function returns a string containing the names and multiplicities of all of the non-derived Attributes of a Class, separated by commas (",") to indicate their ordering. The ordering should be the same as that in the MOF definition of the Class. The "type" parameter indicates whether the `instanceLevel` or `classifierLevel` Attributes are to be returned. Only the Attributes of the Class itself are returned. Inheritance is handled by the caller of this function.

```

Function GetAttributes(in cls : Class, in type: String) Returns String
  Set rslt := ""
  For each Attribute of cls, in the order specified by the MOF definition of the Class Do
    If isDerived is false Then
      If (type = 'instance' And scope is instanceLevel) Or
        (type = 'classifier' And scope is classifierLevel) Then
        Set name := Qualified name of the Attribute
        If the multiplicity of the Attribute is "1..*" Then
          Set m := '+' (or '*' for a relaxed DTD)
        Else If the multiplicity of the Attribute is "0..1" Then
          Set m := '?'
        Else If the multiplicity of the Attribute is not "1..1" Then
          Set m := '*'
        Else
          Set m := " (or '?' for a relaxed DTD)"
        End
        If Length(rslt) > 0 Then
          Set rslt := rslt + ','
        End
        Set rslt := rslt + name + m
      End
    End
  End
  Return rslt
End

```

GetAllReferences

The GetAllReferences function returns a string containing all of the References for the given Class and the Class(es) from which it is derived. The entries on the list are partially ordered. All of the References of a Class appear after those of its parent Class(es), but the ordering of the References within a Class is not specified.

In the case of multiple inheritance, one inheritance path is chosen arbitrarily as the first path and appears completely before any other path. The References of a Class appear only once in the generated list, regardless of how many times the Class appears in the inheritance hierarchy. The “previousCls” parameter is used to enforce this rule.

The definition of GetAllReferences is:

```

Function GetAllReferences(in cls : Class, inout previousCls: String) Returns String
  If cls appears in previousCls, return the empty string
  Set parentRefs := ""
  For each parent Class of cls Do
    Set temp := GetAllReferences(parent Class)
    If Length(parentRefs) > 0 and Length(temp) > 0 Then
      Set parentRefs := parentRefs + ','
    End
    Set parentRefs := parentRefs + temp
  End
  Set refs := GetReferences(cls)
  If Length(refs) > 0 Then
    If Length(parentRefs) > 0 Then
      Set parentRefs := parentRefs + ','
    End
  End
  Add cls to previousCls
  Return parentRefs + refs
End

```


GetReferences

The GetReferences function returns a string containing the names and multiplicities of all of the References of a Class, separated by commas (","). The References should be listed in the order defined in the MOF. Only the References of the Class itself are returned. Inheritance is handled by the caller of this function.

```

Function GetReferences(in cls : Class) Returns String
  Set refs := ""
  For Each Reference contained in cls Do
    If Reference.exposedEnd.aggregation is not composite Then
      Set name := Qualified name of the Reference
      Set m := GetReferenceMultiplicity(Reference)
      Set temp := name + m
      If Length(refs) > 0 Then
        Set refs := refs + ','
      End
      Set refs := refs + temp
    End
  End
  Return refs
End

```

GetReferenceMultiplicity

This function returns a string containing the XML representation of the multiplicity of a Reference. This function relies on the constraint that both ends of an Association cannot be composite. This allows it to be used for both composition and non-composition References.

Note – References by composed objects to the object into which they are composed are optional in an XMI DTD, notwithstanding any specified multiplicity in the metamodel. The XML element of a composed objects in XMI appears as part of the XML element which composes them, making this reference redundant in most cases.

```
Function GetReferenceMultiplicity(in ref:Reference) Returns String
  If Ref.referencedEnd.multiplicity is "0..1" Or
    Ref.referencedEnd.aggregation is composite Then
    Set m := '?'
  Else If Ref.referencedEnd.multiplicity is "1..*" Then
    Set m := '+' (or '*' for a relaxed DTD)
  Else If Ref.referencedEnd.multiplicity is not "1..1" Then
    Set m := '*'
  Else
    Set m := " (or '?' for a relaxed DTD)
  End
  Return m
End
```

GetContainedClasses

The GetContainedClasses function returns a string describing the Classes contained in a MOF Class by means of the “Namespace-Contains-ModelElement” link only. It does not include the list of Classes contained by composition.

The “previousCls” parameter is used to avoid duplications of contained Classes due to multiple inheritance. It allows the contained Classes to be entered into the result list only once.

The definition of GetContainedClasses is:

```

Function GetContainedClasses(in cls : Class, inout previousCls : String) Returns String
  If cls appears in previousCls, return the empty string
  Set parentClasses := ""
  For each parent Class of cls Do
    Set temp := GetContainedClasses(parent Class)
    If Length(parentClasses) > 0 and Length(temp) > 0 Then
      Set parentClasses := parentClasses + ','
    End
    Set parentClasses := parentClasses + temp
  End
  Set classes := ""
  For Each Class contained in cls Do
    Set Temp := Qualified name of the contained Class
    If Length(classes) > 0 Then
      Set classes := classes + '|'
    End
    Set classes := classes + Temp
  End
  If Length(classes) > 0 Then
    If Length(parentClasses) > 0 Then
      Set parentClasses := parentClasses + ','
    End
    Set classes = '(' + classes + ')' + '*'
  End
  Add cls to previousCls
  Return parentClasses + classes
End

```

GetAllComposedRoles

The GetAllComposedRoles function returns a string containing the names of References of a Class which place the Class in a containing role in an Association. A Class is in a containing role in an Association if it (or a subclass) contains a Reference whose exposedEnd is an AssociationEnd with an aggregation of composite.

The string produced by this function is partially ordered. All composed roles of a Class appear after the composed roles of its parent Class(es). The composed roles within a particular Class are not ordered. In the event of multiple inheritance, the role names in one arbitrarily-chosen inheritance path appear in their entirety, followed by those of another arbitrarily-chosen path, and so on. No role name appears more than once, regardless of the number of times the referring Class appears. The “previousCls” parameter is used to enforce this rule.

The definition of GetAllComposedRoles is:

```
Function GetAllComposedRoles(in cls : Class, inout previousCls : String) Returns String
  If cls appears in previousCls, return the empty string
  Set parentRoles := ""
  For each parent Class of cls Do
    Set temp := GetAllComposedRoles(parent Class)
    If Length(parentRoles) > 0 and Length(temp) > 0 Then
      Set parentRoles := parentRoles + ','
    End
    Set parentRoles := parentRoles + temp
  End
  Set roles := GetComposedRoles(cls)
  If Length(roles) > 0 Then
    If Length(parentRoles) > 0 Then
      Set parentRoles := parentRoles + ','
    End
  End
  Add cls to previousCls
  Return parentRoles + roles
End
```

GetComposedRoles

The `GetComposedRoles` function returns a string containing the names of References of a Class which place the Class in a containing role in an Association, separated by commas (",") to indicate ordering. The composed roles should appear in the order they are defined in the MOF. A Class is in a containing role in an Association if it (or a subclass) contains a Reference whose `exposedEnd` is an `AssociationEnd` with an aggregation of composite.

```

Function GetComposedRoles(in cls : Class) Returns String
  Set rslt := ""
  For Each Reference of cls Do
    If the aggregation of the AssociationEnd which is exposedEnd of the
      Reference is composite Then
      Set name := Qualified name of the Reference
      Set m := GetReferenceMultiplicity(the Reference)
      If Length(rslt) > 0 Then
        Set rslt := rslt + ','
      End
      Set rslt := rslt + name + m
    End
  End
  Return rslt
End

```

GetClasses

The GetClasses function returns a string containing the name of a Class and all of the Classes which are derived from it. This function is used in a number of places where a Class is used and a subclass of the Class may also appear. The prevCls parameter is used to prevent duplication of class names in the event of multiple inheritance.

```
Function GetClasses(in cls : Class, inout prevCls) Returns String
  If cls appears in prevCls, return the empty string (")
  Set rsIt := the qualified name of cls
  For Each subclass of cls Do
    Set Temp := GetClasses(the subclass, prevCls)
    If (Length(Temp) > 0) Then
      Set rsIt := rsIt + '|'
    End
    Set rsIt := rsIt + Temp
  End
  Add cls to prevCls
  Return rsIt
End
```

GetClassLevelAttributes

The GetClassLevelAttributes function produces a string containing the names of all of the non-derived Classifier-scope Attributes of all the Classes of the given Package and any Packages which contain it or generalize it.

The ordering rule is that the Classifier-level Attributes of a Package follow those of its parent or containing Package(s). The ordering of Attributes within a Package are determined by their ordering in the Classes where they are defined.

The definition of GetClassLevelAttributes is:

```

Function GetClassLevelAttributes(in pkg : Package) Returns String
  If pkg has a parent or containing Package Then
    Set parentAtts := GetClassLevelAttributes(parent Package)
  End
  Set atts := ""
  For Each Class of pkg Do
    Set temp := GetAttributes(the Class, 'classifier')
    If Length(temp) > 0 And Length (atts) > 0 Then
      Set atts := atts + '|'
    End
    Set atts := atts + temp
  End
  If Length(atts) > 0 then
    If Length(parentAtts) > 0 Then
      Set parentAtts := parentAtts + ','
    End
    Set atts := '(' + atts + ')'
  End
  Return parentAtts + atts
End

```

GetNestedClassLevelAttributes

The GetNestedClassLevelAttributes function gets all of the non-derived Class Attributes which have Classifier scope for the Classes of the given Package and any Packages which it contains.

The definition of GetNestedClassLevelAttributes is:

```

Function GetNestedClassLevelAttributes(in pkg : Package) Returns String
  Set rslt := ""
  For each Class of pkg Do
    Set temp := GetAttributes(the Class, 'classifier')
    If Length(temp) > 0 Then
      If Length(rslt) > 0 Then
        Set rslt := rslt + '|'
      End
      Set temp := '(' + temp + ')'
    End
    Set rslt := rslt + temp
  End
  For Each Package of Pkg
    Set childAtts := GetNestedClassLevelAttributes(contained Package)
    If Length(childAtts) > 0 Then
      If Length(rslt) > 0 Then
        Set rslt := '(' + rslt + ')' + ','
      End
      Set childAtts := '(' + childAtts + ')'
    End
    Set rslt := rslt + childAtts
  End
  Return rslt
End

```


GetPackageClasses

The GetPackageClasses function gets all of the Classes in the given Package and any Packages from which it is derived or in which it is contained.

```
Function GetPackageClasses(in pkg : Package) Returns String
  If pkg has a parent or containing Package Then
    Set parentClasses := GetPackageClasses(parent Package)
  End
  Set classes := ""
  For Each Class of pkg Do
    Set Temp := Qualified name of the Class
    If Length(classes) > 0 Then
      Set classes := classes + '|'
    End
    Set classes := classes + Temp
  End
  If Length(parentClasses) > 0 and Length(classes) > 0 Then
    Set parentClasses := parentClasses + '|'
  End
  Return parentClasses + classes
End
```

GetContainedPackages

The GetContainedPackages function gets all of the Packages contained in the given Package and any Packages which it contains.

```
Function GetContainedPackages(in pkg:Package) Returns String
  If pkg has a parent Package Then
    Set parentPkgs := GetContainedPackages(parent Package)
  End
  Set pkgs := ""
  For Each (sub) Package of pkg Do
    Set Temp := Qualified name of the (sub) Package.
    If Length(pkgs) > 0 Then
      Set pkgs := pkgs + '|'
    End
    Set pkgs := pkgs + Temp
  End
  If Length(parentPkgs) > 0 and Length(pkgs) > 0 Then
    Set parentPkgs := pkgs + '|'
  End
  Return parentPkgs + pkgs
End
```

GetUnreferencedAssociations

This auxiliary function gets all of the Associations of the Package (and its parent packages) that have no References.

```

Function GetUnreferencedAssociations(in pkg: Package) Returns String
  Set parentAssns := ""
  If pkg has a parent Package Then
    Set parentAssns := GetUnreferencedAssociations(parent Package)
  End
  Set assns := ""
  For each Association of pkg Do
    if isDerived is false Then
      If The Association has no References Then
        Set temp := qualified name of the Association
        If Length(assns) > 0 then
          Set assns := assns + '|'
        End
        Set assns := assns + temp
      End
    End
  End
  If Length(parentAssns > 0 ) and Length(assns > 0) Then
    Set parentAssns := parentAssns + '|'
  End
  Return parentAssns + assns
End

```

7.3 Rule Set 2: Grouped entities

Although the productions in the previous rule set are very simple, they can result in large DTDs. The repetition of detail also makes it difficult to perform modifications for the purposes of extension or experimentation. This is due to the fact that the object contents and any enumerated attlist values are given for not only an object but for all of the Classes that inherit from it, directly or indirectly.

The set of rules in this section allow for the grouping of the parts of an object into XML entity definitions. These entities may be used in place of the actual listing of the elements. This makes for more compact DTD files. The savings is about 15 to 20 percent over the Simple DTD rule set. In addition, since the Attributes, References and compositions of an object are defined in only one place, modification is greatly simplified.

This rule set requires somewhat more computational complexity than the Simple DTD rule set. In particular, the DTD generation program must:

- Be able to keep a table of generated enumerated type entities in order to re-use them and avoid duplicate entity generation.

7.3.1 EBNF

The EBNF for rule set 2 is listed below with rule descriptions between sections:

1.	<DTD>	::=	<1b:FixedDeclarations> <1f:XMIAttList>? <15:EntityDTD> <2:PackageDTD>+
1a.	<XMIFixedAttribs>	::=	"%XMI.element.att;" "%XMI.link.att;"
1b.	<FixedDeclarations>	::=	//Fixed declarations//
1c.	<Q>	::=	"'" '""
1d.	<Namespace>	::=	(//Name of namespace// ":")?
1e.	<Extension>	::=	"XMI.extension"
1f.	<XMIAttList>	::=	"<!ATTLIST" "XMI" ("xmlns:" //Name of namespace// "CDATA" "#IMPLIED")+ >"

1. A DTD consists of a set of fixed declarations plus declarations for the namespaces and contents of the Packages in the metamodel.

1a. The fixed attributes present on the major elements provide element identity and element linking.

1b. The fixed declarations are listed in section 7.5.

1c. Q represents a single or double quote mark and is used to delimit the text of XML entity definitions.

1d. The namespace name followed by a ":". If no namespace name is given, the rule is a blank.

1e. The XMI.extension element is used to refer to extensions of a metamodel element. Such an extension might be a locally-derived subclass of a metamodel Class that contains tool-specific information not included in a standard metamodel. The extension information resides in the XMI.extensions section of the XMI document and is referred to by the XML ID value contained in the XMI.extension element.

1f. The XMI element attribute declaration for the namespace, if used.

```

2.  <PackageDTD>                ::= ( <2:PackageDTD>
                                     | <3:ClassDTD>
                                     | <4:AttributeElmtDTD>
                                     | <12:CompositionDTD>
                                     | <16:AssociationDTD> )*
                                     <14:PackageElementDef>

```

2. The DTD contribution from a Package consists of the XML element definitions for any contained Packages, Classes, classifier level Attributes, containment aggregations, Associations without References and the Package itself.

```

3.  <ClassDTD>                  ::= ( <4:AttributeElmtDef> | <7:ReferenceElmtDef> )*
                                     <11:ClassElementDef>

```

3. The class DTD contribution consists of the element definitions for any Attributes or References of a Class and an element definition for the Class itself.

```

4.  <AttributeElmntDTD>         ::= <5:AttribEnumEntDef>?
                                     <6:AttributeElementDef>

```

4. These rules define the declaration of an Attribute of a Class as an XML element and, if the Attribute has a type which is an enumerated value, an XML entity definition for the enumerated values of the type.

```

5.  <AttribEnumEntDef>      ::= "<!ENTITY" "%" <5a:AttribEnumTypeName>
                                <Q> "xmi.value" "(" <5b:AttribEnumValues> ")"
                                "#REQUIRED" <Q> ">"
5a. <AttribEnumTypeName>   ::= //Name of the Enumeration DataType//
5b. <AttribEnumValues>     ::= <5c:AttribEnum> ( "|" <5c:AttribEnum> )*
5c. <AttribEnum>           ::= //Name of Enumeration Literal//

```

5. These rules define the entity declaration for the values of a set of enumerated values. This entity is invoked as the XML attribute "xmi.value" in the XML element definition for any Attribute which uses this set of enumerated values. It is not necessary to use this mechanism; rule 19e provides an alternative value specification mechanism where flexibility of expression is desired.

5a. The name of the XML entity representing an enumerated value set is the element name of the DataType defining the value set.

5b, 5c. All of the enumeration literals for the enumerated DataType are listed.

Note – If the MOF Tag "org.omg.xmi.enumerationUnprefix" is attached to this DataType, the value of this Tag contains a prefix which will be removed from the values of enumeration literals before they are written in the DTD.

```

6.  <AttributeElmtDef>      ::= "<!ELEMENT" <6a:AttribElmtName>
                                <6c:AttribContents> ">"
                                ( "<ATTLIST" <6a:AttribElmtName>
                                <6g:AttribEntityInv> ">" )?
6a. <AttribElmtName>        ::= <11a:ClassElmtName> "." <6b:AttribName>
6b. <AttribName>            ::= //Name of Attribute//
6c. <AttribContents>        ::= <6d:AttribData>
                                | <6e:AttribEnum>
                                | <6f:AttribClasses>
6d. <AttribData>            ::= "(" "#PCDATA" "|" "XMI.reference" ")*"
6e. <AttribEnum>            ::= "EMPTY"
6f. <AttribClasses>         ::= "(" <11a:ClassElmtName>
                                ( "|" <11a:ClassElmtName> )* ")"
6g. <AttribEntityInv>       ::= "%" <5a:AttribTypeName> ";"

```

6. These rules define the declaration of an Attribute of a Class in the metamodel as the content of an XML element. If the Attribute is enumerated, the XML attribute list includes an invocation of the entity definition for the enumerated type of the Attribute.

There is also a declaration of a model Attribute as an XML attribute in rule 19a, allowing flexibility by the document writer to choose which representation is most convenient in a particular use in an XML document.

6a, 6b. The name of the XML element representing an Attribute is the element name of the Class containing the Attribute, followed by a dot separator, and the name of the Attribute.

6c. An Attribute which can be expressed as a data value is expressed in terms of a string or reference to its content (6d), an enumeration with an invocation of the XML entity declared in rule 5 (6e, 6g). An Attribute which has a Class as its value is expressed in terms of the possible Class types that can be instances of its value (6f). If the Class has subclasses, the element name of each of its subclasses is included in the declaration.

```

7.   <ReferenceElmtDef>      ::= "<!ELEMENT" <7a:ReferenceElmtName>
                                <7c:RefContents> ">"
7a.   <ReferenceElmtName>    ::= <11a:ClassElmtName> "." <7b:ReferenceName>
7b.   <ReferenceName>       ::= //Name of Reference//
7c.   <RefContents>         ::= "( " <11a:ClassElmtName>
                                ( " | " <11a:ClassElmtName> )* " ) *"

```

7. These rules define the declaration of a model Reference in a Class as an XML element for linking by proxy. It is also possible to place the Reference in the attribute list of an XML element, as defined in rule 19j. This provides the flexibility to more conveniently represent References, when the limited linking facilities available in such a case are sufficient.

7a, 7b. The name of the XML element representing a Reference is the element name of the Class containing the Reference, a dot separator, and the name of the Reference.

7c. The element name of the type of the Reference is given in the declaration. Any subclass of this type can, but need not, appear in the declaration as well. An XML linkage to a Class element will work if the target of the linkage is a member of the Class or one of its subclasses.

```

8.   <PropertiesEntDef>      ::= "<!ENTITY" "%" <8a:PropsEntityName>
                                <Q> <8b:PropsList> <Q> ">"
8a.  <PropsEntityName>      ::= <11b:ClassName> "Properties"
8b.  <PropsList>           ::= <8c:InstanceAttributes>
8c.  <InstanceAttributes>   ::= <6a:AttribElmtName>
                                ( " | " <6a:AttribElmtName> )*

```

8. These rules define the entity declaration of the non-derived instance-level model Attributes in a particular Class. If the list of instance Attributes in 8b is empty, the declaration of the entity is suppressed and the entity is not invoked in the Class element definition.

8a. The name of the XML entity representing the non-derived instance-level Attributes for a Class is based on the name of the Class.

8b, 8c. The element names of all of the non-derived instance-level model Attributes in a particular Class are listed.

```

9.   <RefsEntityDef>        ::= "<!ENTITY" "%" <9a:RefsEntityName>
                                <Q> <9b:RefsList> <Q> ">"
9a.  <RefsEntityName>      ::= <11b:ClassName> "Associations"
9b.  <RefsList>           ::= <9c:InstanceReferences>
9c.  <InstanceReferences>   ::= <7a:ReferenceElmtName>
                                ( " | " <7a:ReferenceElmtName> )*

```

9. These rules define the entity declaration of the instance-level References in a particular Class. Here, a Reference is a non-composite Reference, i.e. the AssociationEnd which is the exposedEnd of the Reference has an aggregation value other than composite. If the list in 9b is empty, the declaration of the RefsEntity is suppressed and the entity is not invoked in the Class element definition.

9a. The name of the XML entity representing the instance-level References of a Class is based on the name of the Class.

9b, 9c. All of the instance-level model References contained in a particular Class are listed.

```

10.  <CompsEntityDef>      ::= "<!ENTITY" "%" <10a:CompsEntityName>
                                <Q> <10b:CompsList> <Q> ">"
10a. <CompsEntityName>    ::= <11b:ClassName> "Compositions"
10b. <CompsList>          ::= <10c:ComposedRoles>
10c. <ComposedRoles>      ::= <10d:ComposedRole>
                                ( "|" <10c:ComposedRoles> )*
10d. <ComposedRole>       ::= <13a:RoleElmtName>

```

10. The composition entity for a Class is the list of Classes contained in another Class by means of composite Reference. A composite Reference is one where the AssociationEnd which is the exposedEnd of the Reference has an aggregation value of composite. This entity is used in the XML element of the containing Class. If the composed role list in 10b is empty, the declaration is suppressed and the entity is not invoked in the Class element definition.

10a. The name of the XML entity representing the compositions of a Class is based on the name of the Class.

10b, 10c, 10d. The list of XML elements for the composed roles of a Class consists of the element names of the composition role of the contained Class (the type of the composite Reference) and all of its subclasses.

```

11. <ClassElementDef>      ::= "<!ELEMENT" <11a:ClassElmtName>
                               <11c:ClassContents> ">"
                               "<!ATTLIST" <11a:ClassElmtName>
                               <11m:ClassAttListItems> ">"
11a. <ClassElmtName>       ::= <1d:Namespace> <11b:ClassName>
11b. <ClassName>           ::= //Name of Class//
11c. <ClassContents>       ::= "(" ( <11d:ClassPropsEntityListInv> "|" )?
                               ( <11g:ClassRefEntityListInv> "|" )?
                               ( <11j:ClassCompEntityListInv> "|" )?
                               ( <11t:ClassesContained> "|" )?
                               <1e:Extension> ")*" ">"
11d. <ClassPropsEntListInv> ::= <11e:SupclsPropsEntityInv>?
                               <11f:ClassPropsEntityInv>
11e. <SupclsPropsEntityInv> ::= <11f:ClassPropsEntityInv>
                               ( "|" <11e:SupclsPropsEntityInv> )*
11f. <ClassPropsEntityInv>  ::= "%" <8a:PropsEntityName> "; "
11g. <ClassRefEntListInv>   ::= <11h:SupclsRefEntityInv>?
                               <11i:ClassRefEntityInv>
11h. <SupclsRefEntityInv>   ::= <ClassRefEntityInv
                               ( "|" <11h: SupclsRefEntityInv> )*
11i. <ClassRefEntityInv>    ::= "%" <9a:RefsEntityName> "; "
11j. <ClassCompEntListInv>  ::= <11k:SupclsCompEntityInv>?
                               <11l:ClassCompEntityInv>
11k. <SupclsCompEntityInv>  ::= <11l: ClassCompEntityInv>
                               ( "|" <11k:SupclsCompEntityInv> )*
11l. <ClassCompEntityInv>   ::= "%" <10a:CompsEntityName> "; " "|"
11m. <ClassAttListItems>    ::= <11n:ClassAttPropsEntListInv>?
                               <11q:ClassAttRefEntListInv>?
                               <1a:XMIFixedAttribs>
11n. <ClassAttPropsEntListInv> ::= <11o:SupclsAttPropsEntInv>?
                               <11p:ClassAttPropsEntInv>
11o. <SupclsAttPropsEntInv> ::= <11p:ClassAttPropEntInv>
                               <11o:SupclsAttPropsEntInv>*
11p. <ClassAttPropEntInv>   ::= "%" <19b:ClassAttPropsEntName> "; "
11q. <ClassAttRefEntListInv> ::= <11r:SupclsAttRefEntInv>?
                               <11s:ClassAttRefEntInv>
11r. <SupclsAttRefEntInv>   ::= <11s:ClassAttRefEntInv>
                               <11r:SupclsAttRefEntInv>*
11s. <ClassAttRefEntInv>    ::= "%" <19h:ClassAttRefsEntName> "; "
11t. <ClassesContained>     ::= <11a:ClassElmtName>
                               ( "|" <11a:ClassElmtName> )*

```

11. These rules describe the declaration of a Class element definition as an XML element plus XML attributes.

11a, 11b. The name of the XML element for the Class is name of the Class prefixed by the namespace, if present.

11c. The XML element content model for the Class contains the Attributes, References, Compositions, contained Classes and the extension element. The definitions take the form of invocations of entities that list the Attributes, References and Compositions of for the Class and its superclasses.

11d, 11e, 11f. The list of XML element names for the Attributes of the Class is obtained by invoking the attributes entity (8) for the Class and each of its superclasses. Any entity declarations that were suppressed are skipped.

11g, 11h, 11i. The list of XML element names for the (non-composite) References of the Class is obtained by invoking the refs entity (9) for the Class and each of its superclasses. Any entity declarations that were suppressed are skipped.

11j, 11k, 11l. The list of XML element names for the Compositions (composite References) of the Class is obtained by invoking the comps entity (9) for the Class and each of its superclasses. Any entity declarations that were suppressed are skipped.

11m. The list of XML attributes in the class element is the list of single-valued string-representable Attributes and References, along with the fixed identity and linking XML attributes.

11n, 11o, 11p. The list of XML attributes for the Class's string-representable Attributes is obtained by invoking the attribute list entity for the Attributes (19b) of the Class and all of its superclasses. Any entity declarations that were suppressed are skipped.

11q, 11r, 11s. The list of XML attributes for the Class's References is obtained by invoking the refs list entity for the References (19h) of the Class and all of its superclasses. Any entity declarations that were suppressed are skipped.

11t. The list XML element names of all directly contained (nested) classes following the MOF Namespace-contains-ModelElement relationship, including subclasses of the contained Classes.

12. <CompositionDTD> ::= <13:CompositionElmtDef>

12. The compositionDTD is the contribution of a DTD from composition element definitions (13).

```

13. <CompositionElmtDef>      ::= "<!ELEMENT" <13a:RoleElmtName>
                                "(" <13c:CompContents> ")" * ">"
13a. <RoleElmtName>           ::= <11a:ClassElmtName> "." <13b:RoleName>
13b. <RoleName>               ::= //Name of Role//
13c. <CompContents>           ::= <11a:ClassElmtName> ( "|" <13c:CompContents> ) *

```

13. The composition element is generated for each Reference in the Package which has an exposedEnd whose aggregation is composite. This element is used in the class contents XML element (11). The XML element contains the list of contained classes and subclasses (13c).

13a, 13b. The name of the Reference XML element is the element name of its containing Class, followed by a dot separate and the name of the Reference.

13c. The list of XML elements for the contained classes and each of their subclasses.

```

14. <PackageElementDef>       ::= "<!ELEMENT" <14a:PkgElmtName>
                                <14c:PkgContents> ">"
                                "<!ATTLIST" <14a:PkgElmtName>
                                <14h:PkgAttListItems> ">"
14a. <PkgElmtName>           ::= <1d:Namespace> <14b:PkgName>
14b. <PkgName>               ::= //Name of Package//
14c. <PkgContents>           ::= "(" <14d:PkgAttributes> ?
                                <14e:PkgClasses> ?
                                <14f:PkgAssociations> ?
                                <14g:PkgPackages> ?
                                <1e:Extension> ")" * ">"
14d. <PkgAttributes>         ::= <6a:AttribElmtName>
                                ( "|" <6a:AttribElmtName> ) * "|"
14e. <PkgClasses>            ::= <11a:ClassElmtName>
                                ( "|" <11a:ClassElmtName> ) * "|"
14f. <PkgAssociations>       ::= <18a:AssnElmtName>
                                ( "|" <18a:AssnElmtName> ) * "|"
14g. <PkgPackages>           ::= <14b:PkgElmtName>
                                ( "|" <14b:PkgElmtName> ) * "|"
14h. <PkgAttListItems>       ::= <14i:PkgAttribAtts> <1a:XMIFixedAttribs>
14i. <PkgAttribAtts>         ::= <19c:ClassAttribAtts>

```

14. The DTD contribution from the Package consists of an XML element definition for the Package, with a content model specifying the contents of the Package.

14a, 14b. The name of the Package XML element.

14c. The Package contains classifier level Attributes, unreferenced Associations, Classes, nested Packages, and extensions.

14d. Classifier level Attributes of a Package (i.e. of the Classes of the Package) are also known as static Attributes. Attributes inherited from packages from which this Package is derived are also included.

14e. Each Class in the Package is listed. Classes inherited from Packages from which this Package is derived are also included.

14f. It is possible that the Package contains unreferenced Associations, i.e. no Class contains a Reference that refers to an AssociationEnd owned by the Association. Every such Association contained in the Package or some Package from which the Package is derived is listed as part of the contents of the Package in order that its information be transmitted by the XML document.

14. Nested Packages are listed. Nested Packages inherited from Packages from which this Package is derived are also included.

14h, 14i. Classifier level Attributes (14d) can be expressed as part of the XML attribute list for the Package, if their value is expressible as a string. Otherwise, the same rules as in 14d apply. The fixed identity and linking XML attributes are included.

```

15.  <EntityDTD>                ::= ( <8:PropertiesEntDef>
                                     | <9:RefsEntityDef>
                                     | <10:CompsEntityDef>
                                     | <19a:ClassAttPropsEntity>
                                     | <19g:ClassAttRefEntity> )+

```

15. The entities for properties (Attributes of Classes), refs (non-composite References of Classes) and compositions (composite References of Classes) are generated. The properties and refs entities may be defined for both XML element content or XML attribute lists. Compositions entities can be defined only as element content.

```

16.  <AssociationDTD>           ::= <17:AssociationEndDef>
                                     <17:AssociationEndDef>
                                     <18:AssociationDef>

```

16. The declaration of an Association with no references consists element definitions for the AssociationEnds and for the Association itself.

```

17. <AssociationEndDef>      ::= "<!ELEMENT" <17a:AssocEndElmtName> "EMPTY" ">"
                                "<!ATTLIST" <17a:AssocEndElmtName>
                                <17c:AssocEndAtts> ">"
17a. <AssocEndElmtName>      ::= <18a:AssnElmtName> "." <17b:AssocEndName>
17b. <AssocEndName>          ::= //Name of AssociationEnd//
17c. <AssocEndAtts>          ::= <1a:XMIFixedAttribs>

```

17. The declaration for an AssociationEnd XML element has no content model, though it has the standard set of XML attributes.

17a, 17b. The name of the AssociationEnd XML element is the element name of the Association containing the AssociationEnd, a dot separator, and the name of the AssociationEnd.

17c. The fixed identity and linking XML attributes are the AssociationEnd's only XML attributes.

```

18. <AssociationDef>          ::= "<!ELEMENT" <18a:AssnElmtName>
                                <18c:AssnContents> ">"
                                "<!ATTLIST" <18a:AssnElmtName>
                                <18d:AssnAtts> ">"
18a. <AssnElmtName>           ::= <1d:Namespace> <18b:AssnName>
18b. <AssnName>               ::= //Name of Association//
18c. <AssnContents>           ::= "(" <17a:AssocEndElmtName> "|"
                                <17a:AssocEndElmtName> "|"
                                <1e:Extension> ")*"
18d. <AssnAtts>               ::= <1a:XMIFixedAttribs>

```

18, 18c. The declaration of an unreferenced Association consists of the names of its AssociationEnd XML elements.

18a, 18b. The name of the XML element representing the Association.

18d. The fixed identity and linking XML attributes are the Association's XML attributes.

```

19a. <ClassAttPropsEntity> ::= "<!ENTITY" "%" <19b:ClassAttPropsEntName>
                                <Q> <19c:ClassAttribAtts> <Q> ">"
19b. <ClassAttPropsEntName> ::= <11b:ClassName> "AttPropsList"
19c. <ClassAttribAtts> ::= ( <19d:ClassAttribData>
                             | <19e:ClassAttribEnum> )*
19d. <ClassAttribData> ::= <6b:AttributeName> "CDATA" "#IMPLIED"
                             <19f:ClassAttribDflt>?
19e. <ClassAttribEnum> ::= <6b:AttributeName>
                             "(" <5b:AttribEnumValues> ")" "#IMPLIED"
                             <19f:ClassAttribDflt>?
19f. <ClassAttribDflt> ::= //Default value//
19g. <ClassAttRefEntity> ::= "<!ENTITY" "%" <19h:ClassAttRefsEntName>
                                <Q> <19i:ClassAttribRefs> <Q> ">"
19h. <ClassAttRefsEntName> ::= <11b:ClassName> "AttRefsList"
19i. <ClassAttribRefs> ::= <19j:ClassAttribRef>+
19j. <ClassAttribRef> ::= <7b:ReferenceName> "IDREFS" "#IMPLIED"

```

19a, 19c. The declaration of an XML entity of the list of Attributes of a Class with single-valued values represented by CDATA strings or enumeration literals. If there are no such Attributes, definition of the entity is suppressed.

19b. The entity name is based on the name of the Class.

19d. The XML Attribute declaration for single-valued values represented by CDATA and default, if present.

19e. The XML Attribute declaration for Attributes with an enumerated type, with the list of enumeration literals and default, if present.

19f. If the Attribute has a default value, it is placed here. The default value may be specified in a MOF model using a tag of "org.omg.xmi.defaultValue".

19g. The XML attribute declaration for non-composite References of a Class. If the Class has no such References, the definition of this entity is suppressed.

19h. The entity name is based on the name of the containing Class.

19i, 19j. The XML attribute declaration for each Reference whose type is reachable using the XML ID value.

7.3.2 Pseudo-code

The pseudo-code for the rule set is included for reference and to provide illustration of one possible means for generating the items in Rule Set 2.

As in the Simple DTD rule set, The DTD for a MOF-based metamodel consists of a set of DTD definitions for the outermost Packages in the metamodel.

7.3.3 Rules

1. DTD

The XMI DTD under Rule Set 2 consists of the fixed DTD content which is required for any XMI DTD and the various Package DTD elements. Rule Set 2 adds a set of entity definitions, which must appear before the Package DTD elements, since entities must be defined before their use.

The document root type required by XML is defined in the fixed content. This root element is the “XMI” element. The elements defined in the Package DTD elements are placed in the content model of this root element.

Note – In the productions and pseudo-code below, the use of ‘DTD’ as a suffix means a fragment of a DTD, not a complete DTD.

1. DTD ::= FixedContent 15:EntityDTD 2:PackageDTD+

To generate a DTD:

Generate initial fixed XML definitions common to all MOF-based metamodel DTDs
 Generate the EntityDTD (#15)
 Generate the PackageDTD (#2) for each **Package** which is not contained by another **Package**.

2. PackageDTD

A PackageDTD is a sequence of DTD elements of various types, reflecting the contents of the Package. It includes DTD elements describing the Packages and Classes contained in the Package as well as DTD elements for Classifier-level Attributes of the Classes contained in the Package and for the References to compositions made by the Classes of the Package. The rather unusual case of an Association with no References is also handled at the Package level.

2. PackageDTD ::= (2:PackageDTD | 3:ClassDTD | 4:AttributeElementDTD | 12:CompositionDTD 16:AssociationDTD)* 14:PackageElementDef

To Generate a PackageDTD:

```

For Each Class of the Package Do
  For each Attribute of the Class Do
    If isDerived is false Then
      If the scope of the Attribute is classifierLevel Then
        Generate an AttributeElementDTD (#4) for the Attribute
      End
    End
  End
End
For Each Association of the Package Do
  If isDerived is false Then
    If the Association contains an AssociationEnd whose aggregation is
composite Then
      Generate the CompositionDTD (#12) for the Association
    Else If the Association has no References Then
      Generate the AssociationDTD(#16) for the Association
    End
  End
End
For Each Class of the Package Do
  Generate the ClassDTD (#3) for the Class
End
For Each (sub) Package of the Package Do
  Generate the PackageDTD (#2) for the (sub) Package
End
Generate the PackageElementDef (#14) for the Package

```

3. *ClassDTD*

A **ClassDTD** is a sequence of DTD fragments for the non-derived instance-scope Attributes of the Class and the References that it makes, followed by entity definitions that summarize this information.

**3. ClassDTD ::= (4:AttributeElementDTD | 7:ReferenceElementDef) *
11:ClassElementDef?**

To Generate a ClassDTD:

```

For Each Attribute of the Class Do
  If isDerived is false Then
    If scope is instanceLevel then
      Generate the AttributeElementDTD (#4) for the Attribute
    End
  End
End
For Each Reference of the Class Do
  If the isDerived attribute of the associated Association is false Then
    If the the aggregation of the AssociationEnd which is the exposedEnd of the
Reference is not composite Then
      Generate the ReferenceElementDef (#7) for the Reference
    End
  End
End
Generate the ClassElementDef (#11) for the Class

```

4. *AttributeElementDTD*

An AttributeElementDTD is a sequence of DTD fragments for an Attribute. These fragments include entity definitions for enumerated types and the AttributeElementDef items.

4. **AttributeElementDTD ::= 5:AttributeEntityDef? 6:AttributeElementDef**

To Generate an AttributeElementDTD:

```

If the type of the Attribute refers to a DataType Then
  If the DataType.typeCode is Boolean or enum Then
    If an AttributeEntityDef for this type name has not previously been produced,
    Then
      Generate an AttributeEntityDef (#5) for this DataType
    End
  End
End
Generate an AttributeElementDef (#6) for this Attribute

```

5. *AttributeEntityDef*

An AttributeEntityDef is an XML entity which specifies an enumerated set of values which an Attribute may have.

5. **AttributeEntityDef ::= '<ENTITY' S '%' S TypeName S Q 'xmi.value' '(' enumvalues ')' '#REQUIRED' Q '>'**

To Generate an AttributeEntityDef:

```

Set TypeName := the qualified name of the DataType
Set enumvalues := ""
For Each possible enumerated value in DataType.typeCode Do
  If Length(enumvalues) > 0) Then
    Set enumvalues := enumvalues + '|'
  End
  Set enumvalues := enumvalues + the enumerated value
End
Generate the !ENTITY definition using TypeName and enumvalues

```

6. AttributeElementDef

An AttributeElementDef is the XML element definition for an Attribute. It gives the name and type (which may be a reference to a Class) for the Attribute.

6. AttributeElementDef ::= '<!ELEMENT' S AttribName S AttribContents '>'
('<!ATTLIST' S AttribName S AttribAttList '>')?

To Generate an AttributeElementDef:

```

Set AttribName := the qualified name of the Attribute.
If the type reference refers to a DataType Then
  If DataType.typeCode is tk_Boolean or tk_enum Then
    Set AttribContents := 'EMPTY'
    Set TypeName := the qualified name of the enumerated type or Boolean
    Set AttribAttList := '%' + TypeName + ';'
  Else If DataType.typeCode is tk_string or tk_wstring or tk_char or tk_wchar Then
    Set AttribContents := '(#PCDATA | XML.reference)*'
  Else If DataType.typeCode is tk_struct Then
    Set AttribContents := '(XML.field | XML.reference)*'
  Else If DataType.typeCode is tk_union Then
    Set AttribContents := '(XML.unionDiscrim, XML.field)'
  Else If DataType.typeCode is tk_sequence or tk_array Then
    Set AttribContents := '(XML.octetStream | XML.seqItem | XML.reference)*'
  Else If DataType.typeCode is tk_any Then
    Set AttribContents := '(XML.any)'
  Else If DataType.typeCode is tk_objref Then
    Set AttribContents := '(XML.reference)'
  Else If DataType.typeCode is tk_TypeCode Then
    Set AttribContents := '(XML.CorbaTypeCode | XML.reference)'
  Else
    Set AttribContents := '(#PCDATA | XML.reference)*'
  End
Else (the type refers to a Class)
  Set AttribContents := '(' + GetClasses(Class, "") + ')'
End
Generate the !ELEMENT and !ATTLIST definitions using AttribName, AttribContents and
AttribAttlist.

```

7. *ReferenceElementDef*

The *ReferenceElementDef* for a *Reference* in a *Class* is the XML element definition for the *Reference*. It gives the name of the *Reference* and the *Class* which is the type of its *referencedEnd*. The content model also includes the subclasses of this *Class*, since any subclass can appear where the *Class* appears.

7. *ReferenceElementDef* ::= '<!ELEMENT' S RefName S RefContents '>'

To generate a *ReferenceElementDef*:

```
Set RefName := The qualified name of the Reference
Set cls := Reference.referencedEnd.type (which is constrained to be a Class)
Set m := GetReferenceMultiplicity(the Reference)
Set RefContents := '(' + GetClasses(cls, ") + ')' + m
Generate the !ELEMENT definition using RefName and RefContents
```

8. *PropertiesEntityDef*

The *PropertiesEntityDef* for a *Class* is an entity containing a list of the names and multiplicities of its instance-scope non-derived *Attributes*.

8. *PropertiesEntityDef* ::= '<!ENTITY' S '%' S PropsEntityName S Q PropsList Q '>'

To Generate a *PropertiesEntityDef*:

The *PropertiesEntityDef* is generated by the *OutputEntityDefs2* call (see *EntityDTD* #15)

9. *RefsEntityDef*

The *RefsEntityDef* for a *Class* is an entity containing a list of the names of its non-derived *References*.

9. *RefsEntityDef* ::= '<!ENTITY' S '%' S RefsEntityName S Q RefsList Q '>'

To Generate a *RefsEntityDef*:

The *RefsEntityDef* is generated by the *OutputEntityDefs2* call (see *EntityDTD* #15)

10. *CompsEntityDef*

The *CompsEntityDef* for a *Class* is an entity containing a list of the names its contained *Classes* and composition roles.

10. *CompsEntityDef* ::= '<!ENTITY' S '%' S CompsEntityName S Q CompsList Q '>'

To Generate a CompsEntityDef:

The CompsEntityDef is generated by the OutputEntityDefs2 call (see EntityDTD #15)

11. ClassElementDef

The ClassElementDef for a Class is the XML element definition for the Class. It gives the name of the Class and indicates the Attributes, contained Classes and References of the Class. Here, “contained Classes” means, in addition to the Classes actually in the Namespace of the Class, those Classes which are the types of the contained AssociationEnds (roles) of composition Associations which have this Class as the containing Class.

Whereas the ClassElementDef in the Simple DTD rule set explicitly listed all of the Attributes, References and compositions of the Class, the ClassElementDef contents in this rule set is a list of the PropertiesEntityDefs, RefsEntityDefs and CompsEntityDefs of its own Class and all of the Classes from which it is derived.

**11. ClassElementDef ::= '<!ELEMENT' S ClassName S ClassContents '>'
'<!ATTLIST' S ClassName S ClassAttListItems '>'**

To Generate a ClassElementDef:

```

Set ClassName := the qualified name of the Class
Set props := GetPropertiesEntities2(the Class, "")
Set refs := GetRefsEntities2(the Class, "")
If Length(refs) > 0 Then
    Set refs := '(' + 'XML.extension' + '*' + ' , ' + refs + ')'
Else
    Set refs := '(' + 'XML.extension' + '*' + ')'
End
Set comps := GetCompsEntities2(the Class, "")
Set comps2 := GetContainedClasses(the Class, "")
Set ClassContents to match the pattern:
    props , refs , comps, comps2
Remove dangling commas caused by empty terms in ClassContents
Set ClassContents := '(' + ClassContents + ')' + '?'
Set ClassAttlistItems := '%XML.element.att; %XML.link.att;'
Generate the !ELEMENT and !ATTLIST definitions using ClassName, ClassContents and
ClassAttlistItems.
```

12. CompositionDTD

A CompositionDTD is a DTD fragment for an Association which has an AssociationEnd whose aggregation is composite. The CompositionDTD, although defined at the Package level, appears in the content model of the Class that contains

the Reference to the AssociationEnd as an exposedEnd. It also appears in the content models of the subclasses of this Class.

12. CompositionDTD ::= 13:CompositionElementDef

To generate a CompositionDTD:

Generate the CompositionElementDef (#13)

13. CompositionElementDef

The CompositionElementDef is the XML element generated for an Association which has a Reference whose aggregation is composite. It names the Reference and the Class which is the type of its referencedEnd. It also contains the names of the subclasses of this Class, since an instance of one of these can be used wherever the Class is used.

13. CompositionElementDef ::= '<!ELEMENT' S RoleName S CompContents '>'

To Generate a CompositionElementDef:

Set Container := the **Class** containing the **Reference** whose **exposedEnd** is the **AssociationEnd** whose **aggregation** is **composite**.
 Set RoleName := the qualified name of the **Reference** in Container.
 Set Contained := the **Class** which is **Reference.referencedEnd.type**
 Set m := GetReferenceMultiplicity(the **Reference**)
 Set CompContents := GetClasses(Contained, ")")
 Set CompContents := '(' + CompContents + ')' + m
 Generate the !ELEMENT definition using RoleName and CompContents

14. PackageElementDef

The PackageElementDef gives the name of a Package and indicates the contents of the Package.

14. PackageElementDef ::= '<!ELEMENT' S PkgName S PkgContents '>' '<!ATTLIST' S PkgName S PkgAttListItems '>'

To Generate a PackageElementDef

```

Set PkgName := the fully qualified name of the Package
Set atts := GetClassLevelAttributes(the Package)
Set atts2 := ""
For each Package contained in the Package Do
  Set temp := GetNestedClassLevelAttributes(the contained Package)
  If Length(temp) > 0 Then
    If Length(atts2) > 0 Then
      Set atts2 := '(' + atts2 + ') ' + ,
    End
    Set temp := '(' + temp + ')'
  End
  Set atts2 := atts2 + temp
End
Set classes := GetPackageClasses(the Package)
Set assns := GetUnreferencedAssociations(the Package)
Set pkgs := GetContainedPackages(the Package)
Set PkgContents to match the pattern:
  ( atts ) , ( atts2 ) , ( classes | assns | pkgs ) *
Remove empty parentheses and any dangling commas from PkgContents
If Length(PkgContents) > 0 Then
  Set PkgContents := '(' + PkgContents + ')'
Else
  Set PkgContents := 'EMPTY'
End
Set PkgAttlistItems := '%XML.element.att; %XML.link.att;'
Generate the !ELEMENT and !ATTLIST definitions using PkgName, PkgContents and
PkgAttlistItems

```

15. EntityDTD

Rather than being repeated in the Element definition for a Class and all of its subclasses, the Attributes, References and compositions of the Class are placed into Entity definitions and referenced from the Element definitions of the Class and its subclasses. Changing an Entity definition results in the change appearing in all of these Package. There can be up to three entity definitions for the Class, one each for the Attributes, References and compositions of the Class. If the content of the entity is empty, it need not be present.

15. EntityDTD ::= (8:PropsEntityDef? 9:RefsEntityDef? 10:CompsEntityDef?)+

To Generate an EntityDTD:

Call OutputEntityDefs2 (the topmost **Package** in the metamodel)

16. AssociationDTD

An AssociationDTD is generated only for Associations which have no References. Associations with at least one Reference are handled as normal References or

Compositions. The AssociationDTD defines elements for the two AssociationEnds of the Association.

**16. AssociationDTD ::= 17:AssociationEndDef 17:AssociationEndDef
18: AssociationDef**

To Generate an AssociationDTD:

Generate an AssociationEndDef (#17) for the first **AssociationEnd** of the **Association**
 Generate an AssociationEndDef (#17) for the second **AssociationEnd** of the **Association**
 Generate the AssociationDef (#18) for the **Association**

17. AssociationEndDef

An AssociationEndDef is generated for an AssociationEnd of an Association with no references. It is simply a place holder for a content reference.

**17. AssociationEndDef ::= '<!ELEMENT' S EndName S 'EMPTY' '>'
'<!ATTLIST' S EndName S EndAtts'>'**

To Generate an AssociationEndDef:

Set EndName := the qualified name of the **AssociationEnd**.
 Set EndAtts := '%XML.link.att;'
 Generate the AssociationEndDef using EndName and EndAtts

18. AssociationDef

An AssociationDef is generated for an Association with no References and contains a specification that allows an unlimited number of end1-end2 pairs.

**18:AssociationDef ::= '<!ELEMENT' S AssnName S 'AssnContents' '>'
'<!ATTLIST' S AssnName S AssnAtts'>'**

To Generate an AssociationDef:

Set AssnName := the qualified name of the **Association**.
 Set EndAtts := '%XML.element.att; %XML.link.att;'
 Generate the AssociationDef using AssnName and AssnAtts

7.3.4 Auxiliary functions

The following auxiliary functions are used in this rule set. They have a suffix of “2”, which indicates that they are introduced in this rule set. Functions referenced which do not end in “2” are defined in the Simple DTD rule set, and their definitions are not repeated here.

OutputEntityDefs2

This function controls the definition of all entity definitions in the EntityDTD for the metamodel. It must first be called for the outermost Package in the model; it calls itself recursively for other Packages in the metamodel. It finds those Classes which are not derived from any other Class and calls the entity definition functions (OutputPropertiesEntityDef2, OutputRefsEntityDef2 and OutputCompsEntityDef2) for these Classes. These functions call themselves recursively for every subclass of these Classes, thereby generating all required entity definitions in the proper order.

```

Subroutine OutputEntityDefs2(in pkg: Package)
  For each Class in pkg Do
    If the Class.supertype is null Then
      Call OutputPropertiesEntityDef2 (the Class, "", "")
      Call OutputRefsEntityDef2(the Class, "", "")
      Call OutputCompsEntityDef2(the Class, "", "")
    End
  End
  For each Package contained in pkg Do
    Call OutputEntityDefs2(the Package)
  End
End

```

OutputPropertiesEntityDef2

The `OutputPropertiesEntityDef2` function is a recursive function that creates an Entity definition for the instance-level Attributes of a Class and then calls itself to generate those for all of the subclasses of the Class. This Entity definition consists of a listing of all of the instance-level Attributes for the Class. It is possible for the entity content to be empty; if so, the entity is not generated. This fact is remembered so that the entity will not be referenced.

The `prevCls` parameter is used to insure that the function does not attempt to generate the `PropertiesEntityDef` more than once, which would otherwise happen in inheritance hierarchies including multiple inheritance.

The function is defined as follows:

```
Subroutine OutputPropertiesEntityDef2(in cls: Class, inout prevCls: String)
  If cls appears in prevCls, Then
    Return the empty string (")
  End
  Set PropsEntityName := the qualified name of the Class + 'Properties'
  Set PropsList := GetAttributes(cls, 'instance')
  If Length(PropsList) > 0) Then
    Generate the PropertiesEntityDef (#8), using PropsEntityName and PropsList
    Remember that an entity was generated for cls
  End
  Add cls to prevCls
  For each subclass of cls Do
    Call OutputPropertiesEntityDef2(the subclass, prevCls)
  End
End
```

OutputRefsEntityDef2

The `OutputRefsEntityDef2` function is similar to `OutputPropertiesEntityDef2`, except that it produces a set of `RefsEntitiesDefs` instead of `PropertiesEntityDefs`.

```

Subroutine OutputRefsEntityDef2(in cls: Class, inout prevCls: String,)
  If cls appears in prevCls, Then
    Return the empty string (")
  End
  Set RefsEntityName := the qualified name of the Class + 'Associations'
  Set RefsList := GetReferences(cls)
  If Length(RefsList) > 0 Then
    Set RefsList := '(' + RefsList + ')'
    Generate the RefsEntityDef (#9), using RefsEntityName and RefsList
    Remember that an entity def was generated for cls
  End
  Add cls to prevCls
  For each subclass of cls Do
    Call OutputRefsEntityDef2(the subclass, prevCls)
  End
End

```

OutputCompsEntityDef2

The OutputCompsEntityDef2 function is similar to OutputPropertiesEntityDef2, except that it produces a set of CompsEntitiesDefs instead of PropertiesEntityDefs.

```
Subroutine OutputCompsEntityDefEntityDTD(in cls: Class, inout prevCls: String)
  If cls appears in prevCls, Then
    Return the empty string ("")
  End
  Set CompsEntityName := the qualified name of the Class + 'Compositions'
  Set CompsList := GetComposedRoles(cls)
  If Length(CompsList) > 0 Then
    Set CompsList := '(' + CompsList + ')'
    Generate the CompsEntityDef (#9), using CompsEntityName and CompsList
    Remember that an entity was generated for cls
  End
  Add cls to prevCls
  For each subclass of cls Do
    Call OutputCompsEntityDef2(the subclass
  End
End
```

GetContainedClasses2

The GetContainedClasses2 function returns a string describing the Classes contained in a MOF Class by means of the “Namespace-Contains-ModelElement” link only. It does not include the list of Classes contained by composition.

```
Function GetContainedClasses2(in cls : Class) Returns String
    Set classes := ""
    For Each Class contained in cls Do
        Set Temp := Qualified name of the Class.
        If Length(classes) > 0 Then
            Set classes := classes + '|'
        End
        Set classes := classes + Temp
    End
    Return classes
End
```

GetPropertiesEntities2

The `GetPropertiesEntities2` function collects together a sequence of invocations of the `PropertiesEntityDefs` for the given `Class` and the `Classes` from which it is derived.

The “previousCls” parameter is used to avoid duplications due to multiple inheritance.

```

Function GetPropertiesEntities2(in cls: Class, inout previousCls : String) Returns String
  If cls appears in previousCls Then
    Return the empty string (")
  End
  Set parentProps := the empty string (")
  For each parent Class of cls Do
    Set temp := GetPropertiesEntities2(the parent Class, prevCls)
    If Length (temp) > 0 Then
      If Length(parentProps) > 0 Then
        Set parentProps := parentProps + ','
      End
      Set parentProps := parentProps + temp
    End
  End
  Set ClassName := the qualified name of cls
  Set props := the empty string (")
  If a property ENTITY was generated for cls (see #8) Then
    If Length (parentProps) > 0 Then
      Set parentProps := parentProps + ','
    End
    Set props := '%' + ClassName + 'Properties' + ';'
  End
  Add cls to previousCls
  Return parentProps + props
End

```

GetRefsEntities2

The GetRefsEntities2 function collects together a sequence of invocations of the RefsEntityDefs for the given Class and the Classes from which it is derived.

The “previousCls” parameter is used to avoid duplications due to multiple inheritance.

```

Function GetRefsEntities2(in cls: Class, inout previousCls : String) Returns String
  If cls appears in previousCls Then
    Return the empty string (")
  End
  Set parentRefs := the empty string (")
  For each parent Class of cls Do
    Set temp := GetRefsEntities2(the parent Class, previousCls)
    If Length (temp) > 0) Then
      If Length (parentRefs) > 0 Then
        Set parentRefs := parentRefs + ','
      End
      Set parentRefs := parentRefs + temp
    End
  End
  Set ClassName := the qualified name of cls
  Set refs := the empty string (")
  If a References ENTITY was generated for cls (See #9) Then
    If Length(parentRefs) > 0 Then
      Set parentRefs := parentRefs + ','
    End
    Set ref := '%' + ClassName + 'Associations' + ','
  End
  Add cls to previousCls
  Return parentRefs + refs
End

```

GetCompsEntities2

The GetCompsEntities2 function collects together a sequence of invocations of the CompsEntityDefs for the given Class and the Classes from which it is derived.

The “previousCls” parameter is used to avoid duplications due to multiple inheritance.

```
Function GetCompsEntities2(in cls: Class, inout previousCls : String) Returns String
  If cls appears in previousCls Then
    Return the empty string (")
  End
  Set parentComps := the empty string (")
  For each parent Class of cls Do
    Set temp := GetCompsEntities2(the parent Class, previousCls)
    If Length(temp) > 0 Then
      If Length(parentComps) > 0 Then
        Set parentComps := parentComps + ','
      End
      Set parentComps := parentComps + temp
    End
  End
  Set ClassName := the qualified name of cls
  Set comps := the empty string (")
  If a compositions !ENTITY was generated for cls Then
    If Length (parentComps) > 0 Then
      Set parentComps := parentComps + ','
    End
    Set comps := '%' + ClassName + 'Compositions' + ','
  End
  Add cls to previousCls
  Return parentComps + comps
End
```


7.4 Rule Set 3: Hierarchical Grouped entities

Although the productions in the previous rule set are more compact than the first, it still means the repetition of a number of entity names in each element definition. The set of rules in this section allows for the grouping of the parts of an object into entity definitions, as in the Grouped Entity rule set and adds the ability to group the usage of these definitions into hierarchies that reflect the generalization hierarchy(s) in the defined metamodel. The size of the generated DTD is approximately the same as that in Rule Set 2.

A more complete description of the design principles used in this Rule Set can be found in Section 6.6, "Metamodel Class Specification."

This rule set requires much more computational complexity than the Simple DTD rule set and somewhat more than in the Grouped Entity rule set. In particular, the DTD generation program must:

- Generate the entities for a Class in inheritance order, i.e. starting at the topmost Class(es) in any inheritance hierarchy(ies) and proceed downward while avoiding duplication of entities in cases of multiple inheritance, and
- Be able to keep a table of generated enumerated type entities in order to re-use them and avoid duplicate entity generation.

As in the Simple DTD and Grouped Entity rule sets, The DTD for a MOF-based metamodel consists of a set of DTD definitions for the outermost Packages in the metamodel.

7.4.1 EBNF

The EBNF for rule set 3 is listed below with rule descriptions between sections:

```

1.    <DTD>                                ::= <1b:FixedDeclarations>
                                           <1f:XMIAttList>?
                                           <15:EntityDTD>
                                           <2:PackageDTD>+

1a.   <XMIFixedAttribs>                    ::= "%XMI.element.att;" "%XMI.link.att;"
1b.   <FixedDeclarations>                  ::= //Fixed declarations//
1c.   <Q>                                  ::= "'" | '"'
1d.   <Namespace>                          ::= ( //Name of namespace// ":" )?
1e.   <Extension>                          ::= "XMI.extension"
1f.   <XMIAttList>                        ::= "<!ATTLIST" "XMI" ( "xmlns:"
                                           //Name of namespace// "CDATA" "#IMPLIED" )+
                                           ">"

```

1. A DTD consists of a set of fixed Declarations plus declarations for the namespace contents of the Packages of a metamodel.

- 1a. The fixed attributes present on the major elements provide element identity and element linking.
- 1b. The fixed declarations are listed in section 7.5.
- 1c. Q represents a single or double quote mark, used to delimit the contents of XML entity definitions.
- 1d. The namespace name followed by a ":". If no namespace name is given, the rule is a blank.
- 1e. The XML:extension element.
- 1f. The XMI element attribute declaration for the namespace, if used.

```

2.  <PackageDTD>                ::= ( <2:PackageDTD>
                                     | <3:ClassDTD>
                                     | <4:AttributeElmtDTD>
                                     | <12:CompositionDTD>
                                     | <16:AssociationDTD> ) *
                                     <14:PackageElementDef>

```

2. The DTD contribution from a Package consists of the declarations for any contained Packages, Classes, classifier level Attributes, composite aggregations, Associations without References, and an XML element definition of the Package itself.

```

3.  <ClassDTD>                  ::= ( <4:AttributeElmtDef>
                                     | <7:ReferenceElmtDef> ) *
                                     <11:ClassElementDef>

```

3. The Class DTD contribution consists of the declarations for the Class, its Attributes, and References.

```

4.  <AttributeElmntDTD>         ::= <5:AttribEnumEntDef>?
                                     <6:AttributeElementDef>

```

4. These rules define the declaration of an element definition for an Attribute of a Class. If the Attribute has a type which is an enumerated type, an entity definition for that enumerated type is also generated.

```

5.   <AttribEnumEntDef>      ::= "<!ENTITY %" <5a:AttribEnumTypeName>
                                <Q> "xmi.value" "(" <5b:AttribEnumValues> ")"
                                "#REQUIRED" <Q> ">"
5a.  <AttribEnumTypeName>   ::= //Name of the Enumeration DataType//
5b.  <AttribEnumValues>     ::= <5c:AttribEnum> ( "|" <5c:AttribEnum> )*
5c.  <AttribEnum>           ::= //Name of Enumeration Literal//

```

5. These rules define the entity declaration for the values of a set of enumerated values. This entity is invoked as the XML attribute "xmi.value" in the XML element definition for any Attribute which uses this set of enumerated values.

5a. The name of the XML entity representing an enumerated value set is the element name of the DataType which is the type of the Attribute.

5b, 5c. All of the enumeration literals for the enumerated type are listed.

Note – If the MOF Tag "org.omg.xmi.enumerationUnprefix" is attached to this DataType, the value of this Tag contains a prefix which will be removed from the values of enumeration literals before they are written in the DTD.

```

6.   <AttributeElmtDef>      ::= "<!ELEMENT" <6a:AttribElmtName>
                                <6c:AttribContents> ">"
                                ( "<ATTLIST" <6a:AttribElmtName>
                                <6g:AttribEntityInv> ">" )?
6a.  <AttribElmtName>        ::= <11a:ClassElmtName> "." <6b:AttribName>
6b.  <AttribName>            ::= //Name of Attribute//
6c.  <AttribContents>        ::= <6d:AttribData>
                                | <6e:AttribEnum>
                                | <6f:AttribClasses>
6d.  <AttribData>            ::= "(" "#PCDATA" "|" "XML.reference" ")" "*"
6e.  <AttribEnum>            ::= "EMPTY"
6f.  <AttribClasses>          ::= "(" <11a:ClassElmtName>
                                ( "|" <11a:ClassElmtName> )* ")" "*"
6g.  <AttribEntityInv>        ::= "%" <5a:AttribTypeName> ";" "|"

```

6. These rules define the declaration of an Attribute as an XML element, with an XML attribute list in the case that the Attribute has an enumerated type. There is also a declaration of an Attribute as an XML attribute in rule 19a, allowing flexibility by the document writer to choose which representation is most convenient in a particular use in an XML document.

6a, 6b. The name of the XML element representing a model Attribute is the element name of the Class containing the Attribute, a dot separator, and the name of the Attribute.

6c. An Attribute which can be expressed as a data value is expressed in terms of a string or reference to its content (6d), an enumeration with an invocation of the XML entity declared in rule 5 (6e, 6g). An Attribute which has a Class as its value is expressed in terms of the possible Class types that can be instances of its value (6f). If the Class has subclasses, the element name of each of its subclasses is included in the declaration.

```

7.   <ReferenceElmtDef>      ::= "<!ELEMENT" <7a:ReferenceElmtName>
                                <7c:RefContents> ">"
7a.  <ReferenceElmtName>    ::= <11a:ClassElmtName> "." <7b:ReferenceName>
7b.  <ReferenceName>       ::= //Name of Reference//
7c.  <RefContents>         ::= "( " <11a:ClassElmtName>
                                ( " | " <11a:ClassElmtName> )* " ) *"

```

7. These rules define the declaration of a model Reference in a Class as an XML element for linking by proxy. There is also a declaration of a Reference as an XML ID reference attribute in rule 19j, allowing flexibility by the document writer to choose which representation is most convenient in a particular use in an XML document.

7a, 7b. The name of the XML element representing a Reference is the element name of the Class containing the Reference, a dot separator, and the name of the Reference.

7c. The element name of the type of the Reference is given as the ref contents. The subclasses of the type can be, but need not be, included as well.

```

8.   <PropertiesEntDef>      ::= "<!ENTITY" "%" <8a:PropsEntityName>
                                <Q> <8b:PropsList> <Q> ">"
8a.  <PropsEntityName>      ::= <11b:ClassName> "Properties"
8b.  <PropsList>           ::= <8c:AllInstanceAttrs>
8c.  <AllInstanceAttrs>    ::= <8d:SuperclassPropEntInv>?
                                <8e:SuperclassAttributes>*
                                <8f:InstanceAttributes>?
8d.  <SuperclassPropEntInv> ::= "%" <8g:SuperclassName> "Properties;"
                                ( "|" )?
8e.  <SuperclassAttributes> ::= <6a:AttribElmtName>
                                ( "|" <8e:SuperclassAttributes> ) *
8f.  <InstanceAttributes>  ::= <6a:AttribElmtName>
                                ( "|" <8f:InstanceAttributes> ) *
8g.  <SuperclassName>      ::= <11b:ClassName>

```

8. These rules define the entity declaration of the instance-level Attributes in a particular Class. There is also a declaration of the Attributes as XML attribute in rule 11g, allowing flexibility by the document writer to choose which representation is most convenient in a particular use in an XML document. If the props list in 8b is empty, the declaration is suppressed.

8a. The name of the XML entity representing the instance-level model Attributes is based on the name of the Class owning the Attribute.

8b, 8c. The props list for a Class consists of all of the instance-level Attributes in the Class, including those of the parent classes. The list is generated by invoking the Properties entity for (one of the) superclass(es) of the Class and adding the Attributes of the Class itself. If there is more than one superclass, see rules 8e and 8g.

8d. At most one props entity for a superclass is invoked. Note that the "|" following the invocation of the entity is only produced when there are either additional superclass attributes (8e) or instance attributes (8f).

8e, 8g. In the case where there is more than one superclass of the Class, the individual Attributes of the additional superclass(es) and all of its (their) superclasses are listed.

8f. All non-derived instance-level Attributes of the Class are listed.

```

9.   <RefsEntityDef>           ::= "<!ENTITY" "%" <9a:RefsEntityName>
                                   <Q> <9b:RefsList> <Q> ">"
9a.  <RefsEntityName>         ::= <11b:ClassName> "Associations"
9b.  <RefsList>               ::= <9c:AllReferences>
9c.  <AllReferences>          ::= <9d:SuperclassRefsEntInv>?
                                   <9e:SuperclassReferences>*
                                   <9f:InstanceAttributes>?
9d.  <SuperclassRefsEntInv>    ::= "%" <8g:SuperclassName> "Associations;"
                                   ( "|" ) ?
9e.  <SuperclassReferences>    ::= <7a:ReferenceElmtName>
                                   ( "|" <9e:SuperclassReferences> ) *
9f.  <InstanceReferences>      ::= <7a:ReferenceElmtName>
                                   ( "|" <9f:InstanceReferences> ) *

```

9. These rules define the entity declaration of the instance-level model References in a particular Class. There is also a declaration of the model references as XML attribute in rule 19g, allowing flexibility by the document writer to choose which representation is most convenient in a particular use in an XML document. If the refs list in 9b is empty, the declaration is suppressed.

9a. The name of the XML entity representing the Reference is based on the name of the Class owning the Reference.

9b, 9c. The refs list for a Class consists of all of the References in the Class, including those of the parent Classes. The list is generated by invoking the Refs entity for (one of the) superclass(es) of the Class and adding the References of the Class itself. If there is more than one superclass, see rule 9e.

9d. At most one refs entity for a superclass is invoked. Note that the "|" following the invocation of the entity is only produced when there are either additional superclass References (9e) or Instance References of the Class (9f).

9e. In the case where there is more than one superclass of a Class, the individual References of the additional superclass(es) and all of its (their) superclasses are listed.

9f. All References of the Class itself are listed.

```

10.  <CompsEntityDef>      ::= "<!ENTITY" "%" <10a:CompsEntityName>
                                <Q> <10b:CompsList> <Q> ">"
10a. <CompsEntityName>    ::= <11b:ClassName> "Compositions"
10b. <CompsList>          ::= <10c:AllComposedRoles>
10c. <AllComposedRoles>   ::= <10d:SupclsCompsEntInv>?
                                <10e:SuperclassComposedRoles>*
                                <10f:ComposedRoles>?
10d. <SupclsCompsEntInv>  ::= "%" <8g:SuperclassName> "Compositions;"
                                ( "|" )?
10e. <SupclsComposedRoles> ::= <10g:ComposedRole>
                                ( "|" <10e:SupclsComposedRoles> ) *
10f. <ComposedRoles>     ::= <10g:ComposedRole>
                                ( "|" <10f:ComposedRoles> ) *
10g. <ComposedRole>      ::= <13a:RoleElmtName>

```

10. The composition entity for a Class is the list of Classes contained in it by composite References, i.e. those that have an exposedEnd whose aggregation value is composite. This entity is used in the class contents XML element. If the comps list in 10b is empty, the declaration is suppressed.

10a. The name of the composition entity is based on the name of the Class.

10b, 10c. The comps list for a Class consists of all of the composed Roles in the Class, including those of the parent Classes. The list is generated by invoking the Comps entity for (one of the) superclass(es) of the Class and adding the compositions of the Class itself. If there is more than one superclass, see rule 10e.

10d. At most one comps entity for a superclass is invoked. Note that the "|" following the invocation of the entity is only produced when there are either additional superclass composed roles (10e) or composed roles of the Class (10f).

10e, 10g. In the case where there is more than one superclass of a the Class, the individual compositions of the additional superclass(es) and all of its (their) superclasses are listed.

10f. All instance-level compositions of the Class are listed.

```

11. <ClassElementDef>      ::= "<!ELEMENT" <11a:ClassElmtName>
                               <11c:ClassContents> ">"
                               "<!ATTLIST" <11a:ClassElmtName>
                               <11g:ClassAttListItems> ">"

11a. <ClassElmtName>       ::= <1d:Namespace> <11b:ClassName>
11b. <ClassName>           ::= //Name of Class//
11c. <ClassContents>       ::= "(" <11d:ClassAttribEntityInv>?
                               <11e:ClassRefEntityInv>?
                               <11f:ClassCompEntityInv>?
                               <11ab:ClassesContained>?
                               <1e:Extension> ")"* ">"

11d. <ClassAttribEntityInv> ::= "%" <8a:PropsEntityName> ";" " | "
11e. <ClassRefEntityInv>   ::= "%" <9a:RefsEntityName> ";" " | "
11f. <ClassCompEntityInv>  ::= "%" <10a:CompsEntityName> ";" " | "
11g. <ClassAttListItems>   ::= ( <11h:ClassAttPropsEntInv>?
                               | <11i:ClassAttRefEntInv>? )*
                               <1a:XMIFixedAttribs>

11h. <ClassAttPropsEntInv> ::= "%" <11k:ClassAttPropsEntName> ";"
11i. <ClassAttRefEntInv>   ::= "%" <11u:ClassAttRefsEntName> ";"
11j. <ClassAttPropsEntity> ::= "<!ENTITY" "%" <11k:ClassAttPropsEntName>
                               <Q> <11l:AttPropsList> <Q> ">"

11k. <ClassAttPropsEntName> ::= <11b:ClassName> "AttPropsList"
11l. <AttPropsList>         ::= <11m:AllAttListAttributes>
11m. <AllAttListAttributes> ::= <11n:SupclsAttPropsEntInv>?
                               <11o:SupclsAttListAttrs>*
                               <11p:ClassAttribAtts>?

11n. <SupclsAttPropsEntInv> ::= "%" <8g:SuperclassName> "AttListProps;"
11o. <SupclsAttListAttrs>   ::= <11p:ClassAttribAtts>
                               <11o:SupclsAttListAttrs>*

11p. <ClassAttribAtts>      ::= ( <11q:ClassAttribData>
                               | <11r:ClassAttribEnum> )*

11q. <ClassAttribData>      ::= <6b:AttributeName> "CDATA" "#IMPLIED"
                               <11s:ClassAttribDflt>?

11r. <ClassAttribEnum>      ::= <6b:AttributeName>
                               "(" <5b:AttribEnumValues> ")" #IMPLIED
                               <11s:ClassAttribDflt>?

11s. <ClassAttribDflt>      ::= //Default value//
11t. <ClassAttRefEntity>    ::= "<!ENTITY" "%" <11u:ClassAttRefsEntName>
                               <Q> <11v:AttRefsList> <Q> ">"

11u. <ClassAttRefsEntName>  ::= <11b:ClassName> "AttRefsList"
11v. <AttRefsList>         ::= <11w:AllAttListReferences>
11w. <AllAttListReferences> ::= <11x:SupclsAttRefsEntInv>?
                               <11y:SupclsAttListRefs>*
                               <11z:ClassAttribRefs>?

11x. <SupclsAttRefsEntInv>  ::= "%" <8g:SuperclassName> "AttListRefs;"
11y. <SupclsAttListRefs>    ::= <11z:ClassAttribRefs>
                               <11y:SupclsAttListRefs>*

```



```

11z. <ClassAttribRefs>      ::= <11aa:ClassAttribRef>*
11aa.<ClassAttribRef>      ::= <7b:ReferenceName> "IDREFS" "#IMPLIED"
11ab. <ClassesContained>    ::= <11a:ClassElmtName> " | "
                               (<11a:ClassElmtName> " | ")*

```

11. These rules describe the declaration of a Class as an XML element with an XML attribute list.

11a, 11b. The name of the XML element for the Class is name of the Class prefixed by the namespace, if present.

11c. The XML element for the Class contains XML elements for the Attributes, References, compositions, contained Classes, and the extension element.

11d. The list of XML element names for the Class's Attributes in the metamodel is obtained by invoking the Class's props entity for the Class's Attributes (8), if it was generated.

11e. The list of XML element names for the Class's non-composite References in the metamodel is obtained by invoking the Class's refs entity (9), if it was generated.

11f. The list of XML element names for the Class's compositions in the metamodel is obtained by invoking the Class's comps entity (10), if it was generated.

11g. The list of XML attributes for the Class is the list of single-valued string-representable Attributes, References, and the fixed identity and linking attributes.

11h. The list of XML attributes for the Class's Attributes (properties) is obtained by invoking the Class's AttListProps entity (11k), if it exists.

11i. The list of XML attributes for the Class's non-composite References is obtained by invoking the Class's AttListRefs (11u), if it exists.

11j, 11l, 11m. The declaration of the XML AttListProps entity for the Attributes with single-valued values represented by CDATA strings or enumeration literals, including inherited attributes.

11k. The entity name is based on the name of the Class for which it is defined.

11n. At most one entity for the superclass properties is invoked. If there is more than one superclass, rule 11o is used for the additional superclass(es).

11o. All non-derived instance-level Attributes which can be expressed as single string values are listed for all of the additional superclasses.

11p. All non-derived instance-level Attributes of the Class are listed that can be expressed as single string values.

11q. The XML Attribute declaration for single-valued values represented by CDATA and default, if present.

11r. The XML attribute declaration for enumerated model Attributes, with the list of enumeration literals and default, if present.

11s. If the model Attribute has a default value that can be specified as a CDATA string, it is placed here. The default value for an Attribute may be specified in a MOF model attaching a MOF "org.omg.xmi.defaultValue" Tag to it; the value of this tag specifies the default.

11t. The declaration of an XML entity of the list of the Class's non-composite References of a particular Class. If the list of References in 11v is empty, the declaration is suppressed.

11u. The entity name is based on the name of the Class for which it is defined.

11v, 11w. All of the instance-level References in a particular Class are listed.

11x. At most one attribute list references entity for a superclass is invoked. If a Class has more than one superclass, rule 11y is used for the References of the additional superclass(es).

11y. All instance-level References of all additional superclass are listed.

11z, 11aa. The XML attribute declaration for each instance-level Reference using XML id references.

11ab. The XML element for the Class contains a list of the element names of all contained (nested) classes following the MOF Namespace-contains-ModelElement relationship.

12. <CompositionDTD> ::= <13:CompositionElmtDef>

12. The compositionDTD is the contribution of a DTD from composition element definitions (13).

13. <CompositionElmtDef> ::= "<!ELEMENT" <13a:RoleElmtName>
 "(" <13c:CompContents> ")" * ">"

13a. <RoleElmtName> ::= <11a:ClassElmtName> "." <13b:RoleName>

13b. <RoleName> ::= //Name of Role//

13c. <CompContents> ::= <11a:ClassElmtName> ("|" <13c:CompContents>) *

13. The composition XML element is generated for each Reference in the Package which has an exposedEnd whose aggregation value is composite. This element is used in the class contents XML element. The XML element contains a list of contained classes and subclasses (13c).

13a, 13b. The name of the XML element is the name of the containing Class, followed by a dot separator and the name of the Reference.

13c. The list of XML elements for the type of the referenced end of the Reference and all of its subclasses.

14.	<PackageElementDef>	::=	"<!ELEMENT" <14a:PkgElmtName> <14c:PkgContents> ">" "<!ATTLIST" <14a:PkgElmtName> <14h:PkgAttListItems> ">"
14a.	<PkgElmtName>	::=	<1d:Namespace> <14b:PkgName>
14b.	<PkgName>	::=	//Name of Package//
14c.	<PkgContents>	::=	"(" <14d:PkgAttributes> ? <14e:PkgClasses> ? <14f:PkgAssociations> ? <14g:PkgPackages> ? <1e:Extension> ")"* ">"
14d.	<PkgAttributes>	::=	<6a:AttribElmtName> (" " <6a:AttribElmtName>)* " "
14e.	<PkgClasses>	::=	<11a:ClassElmtName> (" " <11a:ClassElmtName>)* " "
14f.	<PkgAssociations>	::=	<18a:AssnElmtName> (" " <18a:AssnElmtName>)* " "
14g.	<PkgPackages>	::=	<14b:PkgElmtName> (" " <14b:PkgElmtName>)* " "
14h.	<PkgAttListItems>	::=	<14i:PkgAttribAtts> <1a:XMIFixedAttribs>
14i.	<PkgAttribAtts>	::=	<11p:ClassAttribAtts>

14. The DTD contribution from the Package consists of an XML element definition for the Package, with a content model specifying the contents of the Package.

14a, 14b. The name of the Package XML element.

14c. The Package contains classifier level Attributes, unreferenced Associations, Classes, nested Packages, and extensions.

14d. Classifier level Attributes of a Package (i.e. of the Classes of the Package) are also known as static Attributes. Attributes inherited from packages from which this Package is derived are also included.

14e. Each Class in the Package is listed. Classes inherited from Packages from which this Package is derived are also included.

14f. It is possible that the Package contains unreferenced Associations, i.e. no Class contains a Reference that refers to an AssociationEnd owned by the Association. Every such Association contained in the Package or some Package from which the Package is derived is listed as part of the contents of the Package in order that its information be transmitted by the XML document.

14. Nested Packages are listed. Nested Packages inherited from Packages from which this Package is derived are also included.

14h, 14i. Classifier level Attributes (14d) can be expressed as part of the XML attribute list for the Package, if their value is expressible as a string. Otherwise, the same rules as in 14d apply. The fixed identity and linking XML attributes are included.

```

15. <EntityDTD>                ::= ( <8:PropertiesEntDef>
                                     | <9:RefsEntityDef>
                                     | <10:CompsEntityDef>
                                     | <11j:ClassAttPropsEntity>
                                     | <11t:ClassAttRefEntity> )+

```

15. The entities for properties (XML elements and XML attributes), references (XML elements and XML attributes), and compositions (XML elements) are generated.

```

16. <AssociationDTD>           ::= <17:AssociationEndDef>
                                     <17:AssociationEndDef>
                                     <18:AssociationDef>

```

16. The declaration of an Association with no References consists of the names of its AssociationEnd XML elements.

```

17. <AssociationEndDef>        ::= "<!ELEMENT" <17a:AssocEndElmtName> "EMPTY" ">"
                                     "<!ATTLIST" <17a:AssocEndElmtName>
                                     <17c:AssocEndAtts> ">"
17a. <AssocEndElmtName>        ::= <18a:AssnElmtName> "." <17b:AssocEndName>
17b. <AssocEndName>            ::= //Name of AssociationEnd//
17c. <AssocEndAtts>            ::= <1a:XMIFixedAttribs>

```

17. The declaration for an AssociationEnd XML element has no content model, though it has the standard set of XML attributes.

17a, 17b. The name of the AssociationEnd XML element is the element name of the Association containing the AssociationEnd, a dot separator, and the name of the AssociationEnd.

17c. The fixed identity and linking XML attributes are the AssociationEnd's only XML attributes.

```

18.  <AssociationDef>      ::= "<!ELEMENT" <18a:AssnElmtName>
                               <18c:AssnContents> ">"
                               "<!ATTLIST" <18a:AssnElmtName> <18d:AssnAtts> ">"
18a. <AssnElmtName>      ::= <1d:Namespace> <18b:AssnName>
18b. <AssnName>          ::= //Name of Association//
18c. <AssnContents>      ::= "(" <17a:AssocEndElmtName> " | "
                               <17a:AssocEndElmtName> " | "
                               <1e:Extension> ")*"
18d. <AssnAtts>          ::= <1a:XMIFixedAttribs>

```

18, 18c. The declaration of an unreferenced Association consists of the names of its AssociationEnd XML elements.

18a, 18b. The name of the XML element representing the Association.

18d. The fixed identity and linking XML attributes are the Association's XML attributes.

7.4.2 Pseudo-code

The pseudo-code for the rule set is included for reference and to provide illustration of one possible method for generating a Rule Set 3 DTD.

As in the Simple DTD rule set, The DTD for a MOF-based metamodel consists of a set of DTD definitions for the outermost Packages in the metamodel.

7.4.3 Rules

1. DTD

The XMI DTD under Rule Set 3 consists of the fixed DTD content which is required for any XMI DTD, the initial set of entity definitions and the various Package DTD elements.

Note – The document root type required by XML is defined in the fixed content. This root element is the “XMI” element. The elements defined in the Package DTD elements are placed in the content model of this root element. In the productions and pseudo-code below, the use of ‘DTD’ as a suffix means a fragment of a DTD, not a complete DTD.

1. DTD ::= FixedContent 15:EntityDTD 2:PackageDTD+

To generate a DTD:

Generate initial fixed XML definitions common to all MOF-based metamodel DTDs
 Generate the EntityDTD (#15).
 Generate the PackageDTD (#2) elements for each **Package** which is not contained by another **Package**.

2. *PackageDTD*

A PackageDTD is a sequence of DTD elements of various types, reflecting the contents of the Package. It includes DTD elements describing the Packages and Classes contained in the Package as well as DTD elements for Classifier-level Attributes of the Classes contained in the Package and for the References to compositions made by the Classes of the Package. The rather unusual case of an Association with no References is also handled at the Package level.

**2. PackageDTD ::= (2:PackageDTD | 3:ClassDTD
 | 4:AttributeElementDTD | 12:CompositionDTD
 | 16:AssociationDTD)*
 14:PackageElementDef**

To Generate a PackageDTD:

```

For Each Class of the Package Do
  For each Attribute of the Class Do
    If isDerived is false Then
      If the scope of the Attribute is classifierLevel Then
        Generate an AttributeElementDTD (#4) for the Attribute
      End
    End
  End
End
For Each Association of the Package Do
  If isDerived is false Then
    If the Association contains an AssociationEnd whose aggregation is
      composite Then
      Generate the CompositionDTD (#12) for the Association
    Else If the Association has no References Then
      Generate the AssociationDTD(#16) for the Association
    End
  End
End
For Each Class of the Package Do
  Generate the ClassDTD (#3) for the Class
End
For Each (sub) Package of the Package Do
  Generate the PackageDTD (#2) for the (sub) Package
End
Generate the PackageElementDef (#14) for the Package

```

3. *ClassDTD*

A ClassDTD is a set of DTD fragments containing type information for non-derived instance-scope Attributes of the Class and the References that it makes. These are in addition to entity definitions that summarize the Attributes, References and compositions of the Class.

**3. ClassDTD ::= (4:AttributeElementDTD | 7:ReferenceElementDef)*
11:ClassElementDef?**

To Generate a ClassDTD:

```

For Each Attribute of the Class Do
  If isDerived is false Then
    If scope is instanceLevel Then
      Generate the AttributeElementDTD (#4) for the Attribute
    End
  End
End
For Each Reference of the Class Do
  If the isDerived attribute of the associated Association is false Then
    If the the aggregation of the AssociationEnd which is the exposedEnd of the
      Reference is not composite Then
      Generate the ReferenceElementDef (#7) for the Reference
    End
  End
End
Generate the ClassElementDef (#11) for the Class

```

4. *AttributeElementDTD*

An AttributeElementDTD is as sequence of DTD fragments for an Attribute. These fragments include entity definitions for enumerated types and the AttributeElementDef items.

4. AttributeElementDTD ::= 5:AttributeEntityDef? 6:AttributeElementDef

To Generate an AttributeElementDTD:

```

If the type of the Attribute refers to a DataType Then
  If the DataType.typeCode is Boolean or enum Then
    If an AttributeEntityDef for this type name has not previously been produced,
      Then
        Generate an AttributeEntityDef (#5) for this DataType
      End
    End
  End
End
Generate an AttributeElementDef (#6) for this Attribute

```

5. *AttributeEntityDef*

An *AttributeEntityDef* is an XML entity which specifies an enumerated set of values which an *Attribute* may have.

5. *AttributeEntityDef* ::= '<!ENTITY' S '%' S *TypeName* S Q 'xml.value' (' enumvalues ') '#REQUIRED' Q '>'

To Generate an *AttributeEntityDef*:

```
Set TypeName := the name of the DataType
Set enumvalues := ""
For Each possible enumerated value of DataType.typeCode Do
  If Length(enumvalues) > 0) Then
    Set enumvalues := enumvalues + '|'
  End
  Set enumvalues := enumvalues + the enumerated value
End
Generate the !ENTITY definition using TypeName and enumvalues
```

6. *AttributeElementDef*

An *AttributeElementDef* is the XML element definition for an *Attribute*. It gives the name and type (which may be a reference to a *Class*) for the *Attribute*.

6. *AttributeElementDef* ::= '<!ELEMENT' S *AttribName* S *AttribContents* '>' ('<!ATTLIST' S *AttribName* S *AttribAttList* '>')?

To Generate an AttributeElementDef:

```

Set AttribName := the qualified name of the Attribute.
If the type reference refers to a DataType Then
  If DataType.typeCode is tk_Boolean or tk_enum Then
    Set AttribContents := 'EMPTY'
    Set TypeName := the name of the enumerated type or Boolean
    Set AttribAttList := '%' + TypeName + ','
  Else If DataType.typeCode is tk_string or tk_wstring or tk_char or tk_wchar Then
    Set AttribContents := '(#PCDATA | XML.reference)*'
  Else If DataType.typeCode is tk_struct Then
    Set AttribContents := '(XML.field | XML.reference)*'
  Else If DataType.typeCode is tk_union Then
    Set AttribContents := '(XML.unionDiscrim, XML.field)'
  Else If DataType.typeCode is tk_sequence or tk_array Then
    Set AttribContents := '(XML.octetStream | XML.seqItem | XML.reference)*'
  Else If DataType.typeCode is tk_any Then
    Set AttribContents := '(XML.any)'
  Else If DataType.typeCode is tk_objref Then
    Set AttribContents := '(XML.reference)'
  Else If DataType.typeCode is tk_TypeCode Then
    Set AttribContents := '(XML.CorbaTypeCode | XML.reference)'
  Else
    Set AttribContents := '(#PCDATA | XML.reference)*'
  End
Else (the type refers to a Class)
  Set AttribContents := '(' + GetClasses(Class, ") + ')'
```

End

Generate the !ELEMENT and !ATTLIST definitions using AttribName, AttribContents and AttribAttlist.

7. ReferenceElementDef

The ReferenceElementDef for a Reference in a Class is the XML element definition for the Reference. It gives the name of the Reference and indicates that it is a Reference.

7. ReferenceElementDef ::= '<!ELEMENT' S RefName S RefContents '>'

To generate a ReferenceElementDef:

```

Set RefName := The qualified name of the Reference
Set cls := Reference.type (which constrained to be a Class)
Set m := GetReferenceMultiplicity(the Reference)
Set RefContents := '(' + GetClasses(cls, ") + ') + m
Generate the !ELEMENT definition using RefName and RefContents
```

8. *PropertiesEntityDef*

The *PropertiesEntityDef* for a Class is an entity containing a list of the names and multiplicities of its instance-scope non-derived Attributes. It also contains an entity invocation which expands to the Attributes of the Class(es) from which it is derived.

8. *PropertiesEntityDef* ::= '<!ENTITY' S '%' S PropsEntityName S Q PropsList Q '>'

To Generate a *PropertiesEntityDef*:

The *PropertiesEntityDef* is generated by *OutputEntityDefs3* call (see *EntityDTD* #15)

9. *RefsEntityDef*

The *RefsEntityDef* for a Class is an entity containing a list of the names of its non-derived References. It also contains an entity invocation which produces the names of the References from the Class(es) from which it is derived.

9. *RefsEntityDef* ::= '<!ENTITY' S '%' S RefsEntityName S Q RefsList Q '>'

To Generate a *RefsEntityDef*

The *RefsEntityDef* is generated by *OutputEntityDef s3* call (see *EntityDTD* #15)

10. *CompsEntityDef*

The *CompsEntityDef* for a Class is an entity containing a list of the names its contained Classes and composition roles. It also contains an entity invocation which produces the names of the compositions from the Class(es) from which it is derived.

10. *CompsEntityDef* ::= '<!ENTITY' S '%' S CompsEntityName S Q CompsList Q '>'

To Generate a *CompsEntityDef*:

The *CompsEntityDef* is generated by the *OutputEntityDefs3* call (See *EntityDTD* #15)

11. *ClassElementDef*

The *ClassElementDef* for a Class is the XML element definition for the Class. It gives the name of the Class and indicates the Attributes, contained Classes and References of the Class. Here, “contained Classes” means, in addition to the Classes actually in the Namespace of the Class, those Classes which are the types of or subtypes of the AssociationEnds which is the referencedEnds of composition References of the Class.

In this Rule Set, the *ClassElementDef* consists simply of up to three entity invocations rather than a complete listing of Attributes, References and composition roles. These

entities summarize this information instead. The entity invocations do not appear if they would be empty.

11. ClassElementDef ::= '<!ELEMENT' S ClassName S ClassContents '>'
'<!ATTLIST' S ClassName S ClassAttListItems '>'

To Generate a ClassElementDef:

```

Set ClassName := the qualified name of the Class
Set props := ""
If a properties entity was generated for this Class Then
    Set props := '%' + ClassName + 'Properties' + ";"
End
Set refs := ""
If a References entity was generated for this Class Then
    Set refs := ',' + '%' + ClassName + 'Associations' + ';'
End
Set refs := '(' + 'XML.extension' + '*' + refs + ')'
Set comps := ""
If a comps entity was generated for this Class Then
    Set comps := '%' + ClassName + 'Compositions' + ';'
End
Set comps2 := GetContainedClasses(the Class, "")
Set ClassContents to match the pattern:
    props , refs, comps1, comps2
Remove dangling commas caused by empty terms in ClassContents
If Length(ClassContents) = 0) then
    ClassContents := 'EMPTY'
Else
    ClassContents := '(' + ClassContents + ')' + '?'
End
Set ClassAttlistItems := "%XML.element.att; %XML.link.att;"
Generate the !ELEMENT and !ATTLIST definitions using ClassName, ClassContents
and ClassAttlistItems.

```

12. CompositionDTD

A CompositionDTD is a DTD fragment for an Association which has an AssociationEnd whose aggregation is composite. The CompositionDTD, although defined at the Package level, appears in the content model of the Class that contains the Reference to the AssociationEnd as an exposedEnd. It also appears in the content models of the subclasses of this Class.

12. CompositionDTD ::= 13:CompositionElementDef

To generate a CompositionDTD:

Generate the CompositionElementDef (#13)

13. *CompositionElementDef*

The `CompositionElementDef` is the XML element generated for an Association which has a Reference whose aggregation is composite. It names the Reference and the Class which is the type of its referencedEnd. It also contains the names of the subclasses of this Class, since an instance of one of these can be used wherever the Class is used.

13. CompositionElementDef ::= '<!ELEMENT' S RoleName S CompContents '>'

To Generate a CompositionElementDef:

Set Container := the **Class** containing the **Reference** whose **exposedEnd** is the **AssociationEnd** whose **aggregation** is **composite**.

Set RoleName := the qualified name of the **Reference** in Container.

Set Contained := the **Class** which is **Reference.referencedEnd.type**

```
Set CompContents := GetClasses(Contained, ")
```

```
Set CompContents := '(' + CompContents + ')'
```

Generate the !ELEMENT definition using RoleName and CompContents

14. PackageElementDef

The `PackageElementDef` gives the name of a `Package` and indicates the contents of the `Package`.

14. PackageElementDef ::= '<!ELEMENT' S PkgName S PkgContents '>'
<!ATTLIST' S PkgName S PkgAttListItems '>'

To Generate a PackageElementDef

```

Set PkgName := the fully qualified name of the Package
Set atts := GetClassLevelAttributes(the Package)
Set atts2 := ""
For each Package contained in the Package Do
    Set temp := GetNestedClassLevelAttributes(the contained Package)
    If Length(temp) > 0 Then
        If Length(atts2) > 0 Then
            Set atts2 := '(' + atts2 + ')' + ,
        End
        Set temp := '(' + temp + ')'
    End
    Set atts2 := atts2 + temp
End
Set classes := GetPackageClasses(the Package)
Set assns := GetUnreferencedAssociations (the Package)
Set pkgs := GetContainedPackages(the Package)
Set PkgContents to match the pattern:
    ( atts ) , ( atts2 ) , ( classes | assns | pkgs ) *
Remove empty parentheses and any dangling commas from PkgContents
If Length(PkgContents) > 0 Then
    Set PkgContents := '(' + PkgContents + ')'
Else
    Set PkgContents := 'EMPTY'
End
Set PkgAttlistItems := '%XML.element.att; %XML.link.att;'
Generate the !ELEMENT and !ATTLIST definitions using PkgName, PkgContents and
PkgAttlistItems

```

15. EntityDTD

The EntityDTD portion of the DTD consists of the entity definitions for all Classes of all Packages in the metamodel. This is managed by a single function, OutputEntityDefs3, since the Class inheritance hierarchy (ies) does (do) not necessarily follow Package boundaries, and the process must start at the parent Class(es) of the hierarchy(ies).

15. EntityDTD ::= (8:PropertiesEntityDef | 9:RefsEntityDef | 10:CompsEntityDef)+

To Generate the EntityDTD:

Call OutputEntityDefs3(the topmost **Package** in the metamodel)

16. AssociationDTD

An AssociationDTD is generated only for Associations which have no References. Associations with at least one Reference are handled as normal References or

Compositions. The AssociationDTD defines elements for the two AssociationEnds of the Association.

**16. AssociationDTD ::= 17:AssociationEndDef 17:AssociationEndDef
18: AssociationDef**

To Generate an AssociationDTD:

Generate an AssociationEndDef (#17) for the first **AssociationEnd** of the **Association**
 Generate an AssociationEndDef (#17) for the second **AssociationEnd** of the **Association**
 Generate the AssociationDef (#18) for the **Association**

17. AssociationEndDef

An AssociationEndDef is generated for an AssociationEnd of an Association with no references. It is simply a place holder for a content reference.

**17. AssociationEndDef ::= '<!ELEMENT' S EndName S 'EMPTY' '>'
'<!ATTLIST' S EndName S EndAtts'>'**

To Generate an AssociationEndDef:

Set EndName := the qualified name of the **AssociationEnd**.
 Set EndAtts := '%XML.link.att;'
 Generate the AssociationEndDef using EndName and EndAtts

18. AssociationDef

An AssociationDef is generated for an Association with no References and contains a specification that allows an unlimited number of end1-end2 pairs.

**18:AssociationDef ::= '<!ELEMENT' S AssnName S 'AssnContents' '>'
'<!ATTLIST' S AssnName S AssnAtts'>'**

To Generate an AssociationDef:

Set AssnName := the qualified name of the **Association**.
 Set EndAtts := '%XML.element.att; %XML.link.att;'
 Generate the AssociationDef using AssnName and AssnAtts

7.4.4 Auxiliary functions

The following auxiliary functions are used in this rule set. They have a suffix of “3”, which indicates that they are introduced in this rule set. Otherwise, the auxiliary functions are the same as in the Simple DTD rule set.

OutputEntityDefs3

This function controls the definition of all entity definitions in the EntityDTD for the metamodel. It must first be called for the outermost Package in the model; it calls itself recursively for Packages that are enclosed in Packages. It finds those Classes which are not derived from any other Class and calls the entity definition functions (OutputPropertiesEntityDef3, OutputRefsEntityDef3 and OutputCompsEntityDef3) for these Classes. These functions call themselves recursively for every subclass of these Classes, thereby generating all required entity definitions in the proper order.

```

Subroutine OutputEntityDefs3(in pkg: Package)
  For each Class in pkg Do
    If the Class.supertype is null Then
      Call OutputPropertiesEntityDef3 (the Class, "", "")
      Call OutputRefsEntityDef3(the Class, "", "")
      Call OutputCompsEntityDef3(the Class, "", "")
    End
  End
  For each Package contained in pkg Do
    Call OutputEntityDefs3(the Package)
  End
End

```

OutputPropertiesEntityDef3

The `OutputPropertiesEntityDef3` function is a recursive function that creates an Entity definition for the instance-level Attributes of a Class and then calls itself to generate those for all of the subclasses of the Class. This Entity definition consists of a listing of the instance-level Attributes for the Class itself, plus a reference to the Properties entity of the Class from which it is derived. If the Class is derived from more than one Class, there is still only one entity reference. The Attributes from the additional parent Class and those of its parents are listed separately in their entirety, except for those which would appear in the expansion of the entity. This avoids multiple definition of Attributes should the inheritance tree for the additional parent Class intersect that of the first parent Class. It is possible for the entity content to be empty; if so, the entity is not generated. This fact is remembered so that the entity will not be referenced.

The `prevCls` parameter is used to insure that the function does not attempt to generate the `PropertiesEntityDef` more than once, which would otherwise happen in inheritance hierarchies including multiple inheritance.

The `baseCls` parameter is used to detect multiple inheritance and provide the control mechanism for the inclusion of the Attributes from the additional inheritance hierarchy(ies). It is a list of Classes filled in with the Classes encountered as the function goes *down* the inheritance hierarchy. When multiple inheritance is detected, the algorithm proceeds *up* the second (and other) inheritance hierarchy(ies) until a Class in `baseCls` is encountered. It stops at this point, since the Attributes from this Class and its parents already appear as part of the entity invocation generated for the first parent. Note that `baseCls` is refreshed prior to calling each subclass, since the inheritance harriers is different for each.

The function is defined as follows:

```
Subroutine OutputPropertiesEntityDef3(in cls: Class, inout prevCls: String,
                                     inout baseCls: String)
  If cls appears in prevCls, Then
    Return the empty string (")
  End
  Set PropsEntityName := the qualified name of the Class + 'Properties'
  Set temp := baseCls
  Set PropsList := GetAllInstanceAttributes3(cls, temp)
  If Length(PropsList) > 0) Then
    Set PropsList := '(' + PropsList + ')'
    Generate the PropertiesEntityDef (#8), using PropsEntityName and PropsList
    Remember that an entity was generated for cls
  End
  Add cls to baseCls
  Set temp := baseCls
  Add cls to prevCls
  For each subclass of cls Do
    Set baseCls := temp
    Call OutputPropertiesEntityDef3(the subclass, prevCls, baseCls)
  End
End
```


OutputRefsEntityDef3

The `OutputRefsEntityDef3` function is similar to `OutputPropertiesEntityDef3`, except that it produces a set of `RefsEntitiesDefs` instead of `PropertiesEntityDefs`.

```

Subroutine OutputRefsEntityDef3(in cls: Class, inout prevCls: String,
                               inout baseCls: String)
  If cls appears in prevCls, Then
    Return the empty string (")
  End
  Set RefsEntityName := the qualified name of the Class + 'Associations'
  Set temp := baseCls
  Set RefsList := GetAllReferences3(cls, temp)
  If Length(RefsList) > 0 Then
    Set RefsList := '(' + RefsList + ')'
    Generate the RefsEntityDef (#9), using RefsEntityName and RefsList
    Remember that an entity def was generated for cls
  End
  Add cls to baseCls
  Set temp := baseCls
  Add cls to prevCls
  For each subclass of cls Do
    Set baseCls := temp
    Call OutputRefsEntityDef3(the subclass, prevCls, baseCls)
  End
End

```

OutputCompsEntityDef3

The `OutputCompsEntityDef3` function is similar to `OutputPropertiesEntityDef3`, except that it produces a set of `CompsEntitiesDefs` instead of `PropertiesEntityDefs`.

```
Subroutine OutputCompsEntityDef3(in cls: Class, inout prevCls: String,
                                inout baseCls: String)
  If cls appears in prevCls, Then
    Return the empty string (")
  End
  Set CompsEntityName := the qualified name of the Class + 'Compositions'
  Set temp := baseCls
  Set CompsList := GetAllComposedRoles3(cls, temp)
  If Length(CompsList) > 0 Then
    Set CompsList := '(' + CompsList + ')'
    Generate the CompsEntityDef (#10), using CompsEntityName and CompsList
    Remember that an entity was generated for cls
  End
  Add cls to baseCls
  Set temp := baseCls
  Add cls to prevCls
  For each subclass of cls Do
    Set baseCls := temp
    Call OutputCompsEntityDef3(the subclass, prevCls, baseCls)
  End
End
```

GetAllInstanceAttributes3

The GetAllInstanceAttributes3 function returns a string containing the name of the Properties entity of the parent Class of the given Class plus all of the non-derived instance-level attributes of the Class itself.

In the case of multiple inheritance, this function invokes a multiple-inheritance management function to gets the Attributes from the parent Classes in the second (and any additional) set of parent Classes. These are between the parent Properties entity and the Attributes of the Class itself.

```
Function GetAllInstanceAttributes3(in cls : Class, in baseCls: String) Returns String
  Set parentEntity := ""
  Set parentContents := ""
  For each Class referenced by cls.supertype Do
    If cls.supertype is in baseCls Then (it is the first inheritance tree)
      If an entity was generated for cls.supertype Then
        Set parentEntity := '%' + the qualified name of cls.supertype +
          'Properties;'
      End
    Else (it is in another inheritance tree)
      Set temp := GetParentAttributes3(cls.supertype, baseCls)
      If Length(temp) > 0 and Length(parentContents) > 0 Then
        Set parentContents := parentContents + ','
      End
      Set parentContents := parentContents + temp
    End
  End
  If Length(parentEntity) > 0 and Length(parentContents) > 0 Then
    Set parentEntity := parentEntity + ','
  End
  Set parentContents := parentEntity + parentContents
  Set temp := GetAttributes(cls, 'instance')
  If Length (temp) > 0 and Length(parentContents) > 0 Then
    Set parentContents := parentContents + ','
  End
  Return parentContents + temp
End
```

GetAllReferences3

The GetAllReferences3 is similar to the GetAllInstanceAttributes3 function, except that it generates References instead of Attributes.

```

Function GetAllReferences3(in cls : Class, in baseCls: String) Returns String
  Set parentEntity := ""
  Set parentContents := ""
  For each Class referenced by cls.supertype Do
    If cls.supertype is in baseCls Then (it is the first inheritance tree)
      If an entity was generated for cls.supertype Then
        Set parentEntity := '%' + the qualified name of cls.supertype +
          'Associations;'
      End
    Else (it is in another inheritance tree)
      Set temp := GetParentReferences3(cls.supertype, baseCls)
      If Length(temp) > 0 and Length(parentContents) > 0 Then
        Set parentContents := parentContents + ','
      End
      Set parentContents := parentContents + temp
    End
  End
  If Length(parentEntity) > 0 and Length(parentContents) > 0 Then
    Set parentEntity := parentEntity + ','
  End
  Set parentContents := parentEntity + parentContents
  Set temp := GetReferences(cls)
  If Length(temp) > 0 Then
    If Length(parentContents) > 0 Then
      Set parentContents := parentContents + ','
    End
    Set temp := '(' + temp + ')'
  End
  Return parentContents + temp
End

```

GetAllComposedRoles3

The GetAllComposedRoles3 function is similar to the GetAllInstanceAttributes3 function, except that it deals with "composed roles" instead of Attributes.

```

Function GetAllComposedRoles3(in cls : Class, in baseCls: String) Returns String
  Set parentEntity := ""
  Set parentContents := ""
  For each member of cls.supertype Do
    If cls.supertype is in baseCls Then (it is the first inheritance tree)
      If an entity was generated for cls.supertype Then
        Set parentEntity := '%' + qualified name of cls.supertype +
          'Compositions;'
      End
    Else (it is in another inheritance tree)
      Set temp := GetParentCompositionRoles3(cls.supertype, baseCls)
      If Length(temp) > 0 and Length(parentContents) > 0 Then
        Set parentContents := parentContents + ','
      End
      Set parentContents := parentContents + temp
    End
  End
  If Length(parentEntity) > 0 and Length(parentContents) > 0 Then
    Set parentEntity := parentEntity + ','
  End
  Set parentContents := parentEntity + parentContents
  Set temp := GetComposedRoles(cls)
  If Length (temp) > 0 and Length(parentContents) > 0 Then
    Set parentContents := parentContents + ','
  End
  Return parentContents + temp
End

```

GetParentAttributes3

This is an auxiliary function used by GetAllInstanceAttributes3 to produce the list of Attributes in parent Classes of a Class, up to the point where a parent Class is encountered which has already been processed.

```
Function GetParentAttributes3(in cls: Class, in baseCls: String) : Return String
  If cls is in baseCls Then
    Return the empty string ("")
  End
  Set parentContents := ""
  For each Class referenced by cls.supertype Do
    Set temp := GetParentAttributes3(cls.supertype, baseCls)
    If Length(temp) > 0 and Length(parentContents) > 0 Then
      Set parentContents := parentContents + ','
    End
    Set parentContents := parentContents + temp
  End
  Set temp := GetAttributeContents(cls, 'instance')
  If Length(temp) > 0 and Length(parentContents) > 0 Then
    Set parentContents := parentContents + ','
  End
  Return parentContents + temp
End
```

GetParentReferences3

This function is similar to GetParentAttributes, except that is called by GetAllReferences3.

```
Function GetParentReferences3(in cls: Class, in baseCls: String) : Return String
  If cls is baseCls Then
    Return the empty string ("")
  End
  Set parentContents := ""
  For each Class referenced by cls.supertype Do
    Set temp := GetParentReferences3(cls.supertype, baseCls)
    If Length(temp) > 0 and Length(parentContents) > 0 Then
      Set parentContents := parentContents + ','
    End
    Set parentContents := parentContents + temp
  End
  Set temp := GetReferences(cls)
  If Length(temp) > 0 and Length(parentContents > 0) Then
    Set parentContents := parentContents + ','
  End
  Return parentContents + temp
End
```

GetParentCompositionRoles3

This function is similar to GetParentAttributes3, except that is called by GetAllComposedRoles3.

```
Function GetParentCompositionRoles3(in cls: Class, in baseCls: String) : Return String
  If cls is in baseCls Then
    Return the empty string ("")
  End
  Set parentContents := ""
  For each Class referenced by cls.supertype Do
    Set temp := GetParentCompositionRoles3(cls.supertype, baseCls)
    If Length(temp) > 0 and Length(parentContents) > 0 Then
      Set parentContents := parentContents + ','
    End
    Set parentContents := parentContents + temp
  End
  Set temp := GetCompositionContents(cls)
  If Length(temp) > 0 and Length(parentContents > 0) Then
    Set parentContents := parentContents + ','
  End
  Return parentContents + temp
End
```


7.5 Fixed DTD elements

There are some elements of the DTD which are fixed, constituting a form of “boilerplate” necessary for every MOF DTD. These elements are described in this section. They should be included at the beginning of the generated DTD. Though, as elements, these need not be at the beginning of the DTD, the convention is to place them there.

The use of these fixed content elements means that any DOCTYPE declaration in an XMI-conformant transfer text should reference “XMI” as its root element. The “XMI” element includes the “XMI.content” element, which contains the actual transferred data. The content model of “XMI.content” then allows the transferred data to have any element as its effective root element.

Only the DTD content of the fixed elements is given here. For a complete description of the semantics of these elements, See “Metamodel Class Specification” on page 66..

The FixedContent elements are:

```
<!-- _____ -->
<!-- _____ -->
<!-- XMI is the top-level XML element for XMI transfer text -->
<!-- _____ -->
<!ELEMENT XMI (XMI.header?, XMI.content?, XMI.difference*,
               XMI.extensions*) >
<!ATTLIST XMI
           xmi.version CDATA #FIXED "1.0"
           timestamp CDATA #IMPLIED
           verified (true | false) #IMPLIED >

<!-- _____ -->
<!-- _____ -->
<!-- XMI.header contains documentation and identifies the model, -->
<!-- metamodel, and metamodel -->
<!-- _____ -->
<!ELEMENT XMI.header (XMI.documentation?, XMI.model*, XMI.metamodel*,
                     XMI.metamodel*, XMI.import*) >

<!-- _____ -->
<!-- _____ -->
<!-- documentation for transfer data -->
<!-- _____ -->
<!ELEMENT XMI.documentation (#PCDATA | XMI.owner | XMI.contact |
                             XMI.longDescription | XMI.shortDescription |
                             XMI.exporter | XMI.exporterVersion |
                             XMI.notice)* >
```

```

<!ELEMENT XMI.owner ANY >
<!ELEMENT XMI.contact ANY >
<!ELEMENT XMI.longDescription ANY >
<!ELEMENT XMI.shortDescription ANY >
<!ELEMENT XMI.exporter ANY >
<!ELEMENT XMI.exporterVersion ANY >
<!ELEMENT XMI.exporterID ANY >
<!ELEMENT XMI.notice ANY >

<!-- _____ -->
<!-- -->
<!-- XMI.element.att defines the attributes that each XML element -->
<!-- that corresponds to a metamodel class must have to conform to -->
<!-- the XMI specification. -->
<!-- _____ -->
<!ENTITY % XMI.element.att
          'xmi.id ID #IMPLIED
           xmi.label CDATA #IMPLIED
           xmi.uuid
           CDATA #IMPLIED ' >

<!-- _____ -->
<!-- -->
<!-- XMI.link.att defines the attributes that each XML element that -->
<!-- corresponds to a metamodel class must have to enable it to -->
<!-- function as a simple XLink as well as refer to model -->
<!-- constructs within the same XMI file. -->
<!-- _____ -->
<!ENTITY % XMI.link.att
          'href CDATA #IMPLIED
           xmi.idref IDREF #IMPLIED' >

<!-- _____ -->
<!-- -->
<!-- XMI.model identifies the model(s) being transferred -->
<!-- _____ -->
<!ELEMENT XMI.model ANY >
<!ATTLIST XMI.model
          %XMI.link.att;
          xmi.name CDATA #REQUIRED
          xmi.version CDATA #IMPLIED >

<!-- _____ -->
<!-- -->

```

```

<!-- XMI.metamodel identifies the metamodel(s) for the transferred -->
<!-- data -->
<!-- ----- -->
<ELEMENT XMI.metamodel ANY >
<ATTLIST XMI.metamodel
    %XMI.link.att;
    xmi.name      CDATA #REQUIRED
    xmi.version   CDATA #IMPLIED >

<!-- ----- -->
<!-- ----- -->
<!-- XMI.metametamodel identifies the metametamodel(s) for the -->
<!-- transferred data -->
<!-- ----- -->
<ELEMENT XMI.metametamodel ANY >
<ATTLIST XMI.metametamodel
    %XMI.link.att;
    xmi.name      CDATA #REQUIRED
    xmi.version   CDATA #IMPLIED >

<!-- ----- -->
<!-- ----- -->
<!-- XMI.import identifies imported metamodel(s) -->
<!-- ----- -->
<!-- ----- -->
<ELEMENT XMI.import ANY >
<ATTLIST XMI.import
    %XMI.link.att;
    xmi.name      CDATA #REQUIRED
    xmi.version   CDATA #IMPLIED >

<!-- ----- -->
<!-- ----- -->
<!-- XMI.content is the actual data being transferred -->
<!-- ----- -->
<ELEMENT XMI.content ANY >

<!-- ----- -->
<!-- ----- -->
<!-- XMI.extensions contains data to transfer that does not conform -->
<!-- to the metamodel(s) in the header -->
<!-- ----- -->
<ELEMENT XMI.extensions ANY >
<ATTLIST XMI.extensions

```

```

        xmi.extender CDATA #REQUIRED >

<!-- _____ -->
<!-- -->
<!-- extension contains information related to a specific model -->
<!-- construct that is not defined in the metamodel(s) in the -->
<!-- header -->
<!-- _____ -->
<!ELEMENT XMI.extension ANY >
<!ATTLIST XMI.extension
        %XMI.element.att;
        %XMI.link.att;
        xmi.extender CDATA #REQUIRED
        xmi.extenderID CDATA #IMPLIED >

<!-- _____ -->
<!-- -->
<!-- XMI.difference holds XML elements representing differences to -->
<!-- a base model -->
<!-- _____ -->
<!ELEMENT XMI.difference (XMI.difference | XMI.delete | XMI.add |
        XMI.replace)* >
<!ATTLIST XMI.difference
        %XMI.element.att;
        %XMI.link.att; >

<!-- _____ -->
<!-- -->
<!-- XMI.delete represents a deletion from a base model -->
<!-- _____ -->
<!ELEMENT XMI.delete EMPTY >
<!ATTLIST XMI.delete
        %XMI.element.att;
        %XMI.link.att; >

<!-- _____ -->
<!-- -->
<!-- XMI.add represents an addition to a base model -->
<!-- _____ -->
<!ELEMENT XMI.add ANY >
<!ATTLIST XMI.add
        %XMI.element.att;
        %XMI.link.att;
        xmi.position CDATA "-1" >

```

```

<!-- _____ -->
<!-- -->
<!-- XMI.replace represents the replacement of a model construct -->
<!-- with another model construct in a base model -->
<!-- _____ -->
<!ELEMENT XMI.replace ANY >
<!ATTLIST XMI.replace
            %XMI.element.att;
            %XMI.link.att;
            xmi.position CDATA "-1" >

<!-- _____ -->
<!-- -->
<!-- XMI.reference may be used to refer to data types not defined -->
<!-- in the metamodel -->
<!-- _____ -->
<!ELEMENT XMI.reference ANY >
<!ATTLIST XMI.reference
            %XMI.link.att; >

```

The following fixed DTD declarations are used only when required by the metamodel.

```

<!-- _____ -->
<!-- -->
<!-- This section contains the declaration of XML elements -->
<!-- representing data types -->
<!-- _____ -->
<!ELEMENT XMI.TypeDefinitions ANY >

<!ELEMENT XMI.field ANY >
<!ELEMENT XMI.seqItem ANY >

<!ELEMENT XMI.octetStream (#PCDATA) >

<!ELEMENT XMI.unionDiscrim ANY >

<!ELEMENT XMI.enum EMPTY >
<!ATTLIST XMI.enum
            xmi.value CDATA #REQUIRED
>

```

```

<!ELEMENT XMI.any ANY >
<!--ATTLIST XMI.any
      %XMI.link.att;
      xmi.type CDATA #IMPLIED
      xmi.name CDATA #IMPLIED
-->

<!--ELEMENT XMI.CorbaTypeCode (XMI.CorbaTcAlias | XMI.CorbaTcStruct |
                                XMI.CorbaTcSequence | XMI.CorbaTcArray |
                                XMI.CorbaTcEnum | XMI.CorbaTcUnion |
                                XMI.CorbaTcExcept | XMI.CorbaTcString |
                                XMI.CorbaTcWstring | XMI.CorbaTcShort |
                                XMI.CorbaTcLong | XMI.CorbaTcUshort |
                                XMI.CorbaTcUlong | XMI.CorbaTcFloat |
                                XMI.CorbaTcDouble |
                                XMI.CorbaTcBoolean |
                                XMI.CorbaTcChar | XMI.CorbaTcWchar |
                                XMI.CorbaTcOctet | XMI.CorbaTcAny |
                                XMI.CorbaTcTypeCode |
                                XMI.CorbaTcPrincipal |
                                XMI.CorbaTcNull | XMI.CorbaTcVoid |
                                XMI.CorbaTcLongLong |
                                XMI.CorbaTcLongDouble) >
<!--ATTLIST XMI.CorbaTypeCode
      %XMI.element.att; -->

<!--ELEMENT XMI.CorbaTcAlias (XMI.CorbaTypeCode) >
<!--ATTLIST XMI.CorbaTcAlias
      xmi.tcName CDATA #REQUIRED
      xmi.tcId CDATA #IMPLIED -->

<!--ELEMENT XMI.CorbaTcStruct (XMI.CorbaTcField)* >
<!--ATTLIST XMI.CorbaTcStruct
      xmi.tcName CDATA #REQUIRED
      xmi.tcId CDATA #IMPLIED -->

<!--ELEMENT XMI.CorbaTcField (XMI.CorbaTypeCode) >
<!--ATTLIST XMI.CorbaTcField
      xmi.tcName CDATA #REQUIRED -->

<!--ELEMENT XMI.CorbaTcSequence (XMI.CorbaTypeCode |
                                XMI.CorbaRecursiveType) >
<!--ATTLIST XMI.CorbaTcSequence
      xmi.tcLength CDATA #REQUIRED -->

```

```

<!ELEMENT XMI.CorbaRecursiveType EMPTY >
<!ATTLIST XMI.CorbaRecursiveType
          xmi.offset CDATA #REQUIRED >

<!ELEMENT XMI.CorbaTcArray (XMI.CorbaTypeCode) >
<!ATTLIST XMI.CorbaTcArray
          xmi.tcLength CDATA #REQUIRED >

<!ELEMENT XMI.CorbaTcObjRef EMPTY >
<!ATTLIST XMI.CorbaTcObjRef
          xmi.tcName CDATA #REQUIRED
          xmi.tcId CDATA #IMPLIED >

<!ELEMENT XMI.CorbaTcEnum (XMI.CorbaTcEnumLabel) >
<!ATTLIST XMI.CorbaTcEnum
          xmi.tcName CDATA #REQUIRED
          xmi.tcId CDATA #IMPLIED >

<!ELEMENT XMI.CorbaTcEnumLabel EMPTY >
<!ATTLIST XMI.CorbaTcEnumLabel
          xmi.tcName CDATA #REQUIRED >

<!ELEMENT XMI.CorbaTcUnionMbr (XMI.CorbaTypeCode, XMI.any) >
<!ATTLIST XMI.CorbaTcUnionMbr
          xmi.tcName CDATA #REQUIRED >

<!ELEMENT XMI.CorbaTcUnion (XMI.CorbaTypeCode,
                             XMI.CorbaTcUnionMbr*) >
<!ATTLIST XMI.CorbaTcUnion
          xmi.tcName CDATA #REQUIRED
          xmi.tcId CDATA #IMPLIED >

<!ELEMENT XMI.CorbaTcExcept (XMI.CorbaTcField)* >
<!ATTLIST XMI.CorbaTcExcept
          xmi.tcName CDATA #REQUIRED
          xmi.tcId CDATA #IMPLIED >

<!ELEMENT XMI.CorbaTcString EMPTY >
<!ATTLIST XMI.CorbaTcString
          xmi.tcLength CDATA #REQUIRED >

<!ELEMENT XMI.CorbaTcWstring EMPTY >
<!ATTLIST XMI.CorbaTcWstring

```

```

xmi.tcLength CDATA #REQUIRED >

<!ELEMENT XMI.CorbaTcFixed EMPTY >
<!ATTLIST XMI.CorbaTcFixed
          xmi.tcDigits CDATA #REQUIRED
          xmi.tcScale  CDATA #REQUIRED >

<!ELEMENT XMI.CorbaTcShort EMPTY >
<!ELEMENT XMI.CorbaTcLong  EMPTY >
<!ELEMENT XMI.CorbaTcUshort EMPTY >
<!ELEMENT XMI.CorbaTcUlong  EMPTY >
<!ELEMENT XMI.CorbaTcFloat  EMPTY >
<!ELEMENT XMI.CorbaTcDouble EMPTY >
<!ELEMENT XMI.CorbaTcBoolean EMPTY >
<!ELEMENT XMI.CorbaTcChar   EMPTY >
<!ELEMENT XMI.CorbaTcWchar  EMPTY >
<!ELEMENT XMI.CorbaTcOctet  EMPTY >
<!ELEMENT XMI.CorbaTcAny    EMPTY >
<!ELEMENT XMI.CorbaTcTypeCode EMPTY >
<!ELEMENT XMI.CorbaTcPrincipal EMPTY >
<!ELEMENT XMI.CorbaTcNull   EMPTY >
<!ELEMENT XMI.CorbaTcVoid   EMPTY >
<!ELEMENT XMI.CorbaTcLongLong EMPTY >
<!ELEMENT XMI.CorbaTcLongDouble EMPTY >
```


8.1 Purpose

This section describes the manner in which XML Documents are generated to represent models. The subsequent section specifies the specific rules that XMI uses in this generation process.

8.2 Introduction

XMI defines the manner in which a model will be represented as an XML document. For a given model, each XMI-conforming implementation will produce an equivalent XML document.

XML document production is defined as a set of rules, which when applied to a model or model elements, produce an XML document. These rules can be applied to any model whose metamodel can be described by the Meta Object Facility (MOF). This section provides an informal description of the production of XML documents from models. Although it may appear from this description that XML production should be performed using certain algorithms, interfaces, or facilities, any implementation which produces XML equivalent to the XML produced by the application of the specified production rules complies with XMI. The specific rules, and the specification of XML document equivalence is provided in Chapter 9, *XML Document Production on page 199*.

8.3 Two Model Sources

XMI can be applied to any model whose metamodel can be described by the MOF. However, the MOF meta-metamodel does not require any specific construct or mechanism to be used to define, in a metamodel, what will constitute a model. This approach allows metamodelers greatest flexibility. XMI is not able to identify, for any metamodel, what will constitute a model. Therefore XMI, to provide greater flexibility

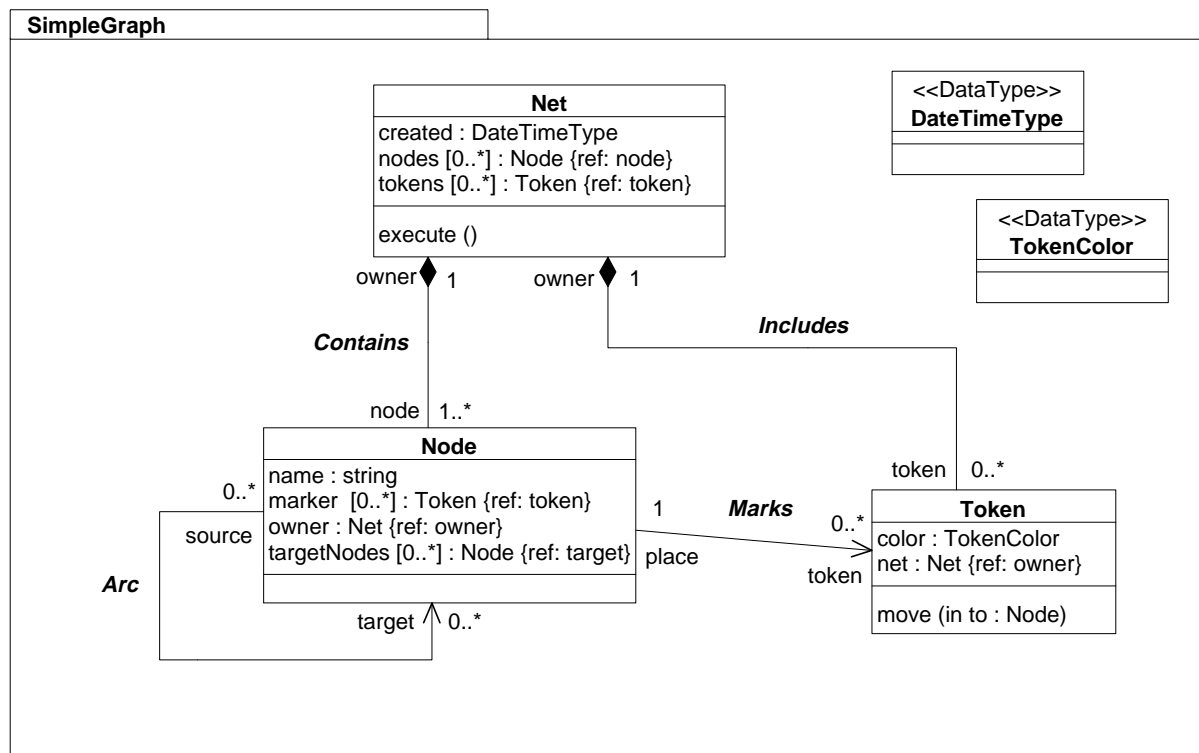


Figure 8-1 A very simple metamodel for graph modeling

in exchanging model information, provides two distinct methods of specifying the modeling elements which are used to generate an XML document.

8.3.1 Production by Object Containment

Most metamodels are characterized by a composition hierarchy. Modeling elements of some type are composed of other modeling elements. In UML, for example, a Model is composed of Classes, UseCases, Packages, etc. Those elements in turn of composed of other elements. This composition is defined in metamodels using the MOF's composite form of Association. This composition must obey strict containment – an element cannot be contained in multiple compositions. To support models and model fragments as compositions, XMI provides for XML document production by object containment. Given a composite object, XMI's rules define the XML document which represents the composite object and all the contained objects in the composition hierarchy of which it is the root.

Consider a simple example. A very simple metamodel defines a language or set of constructs for developing graphs. The modeling elements Net, Node, Arc, and Token, and a supporting data type are defined. Figure 8-1 on page 186 shows this metamodel in UML notation. The metamodel is defined using the MOF Model. The MOF Model

instances which compose the SimpleGraph metamodel are shown in Figure 8-2 on page 187 (with much detail omitted).

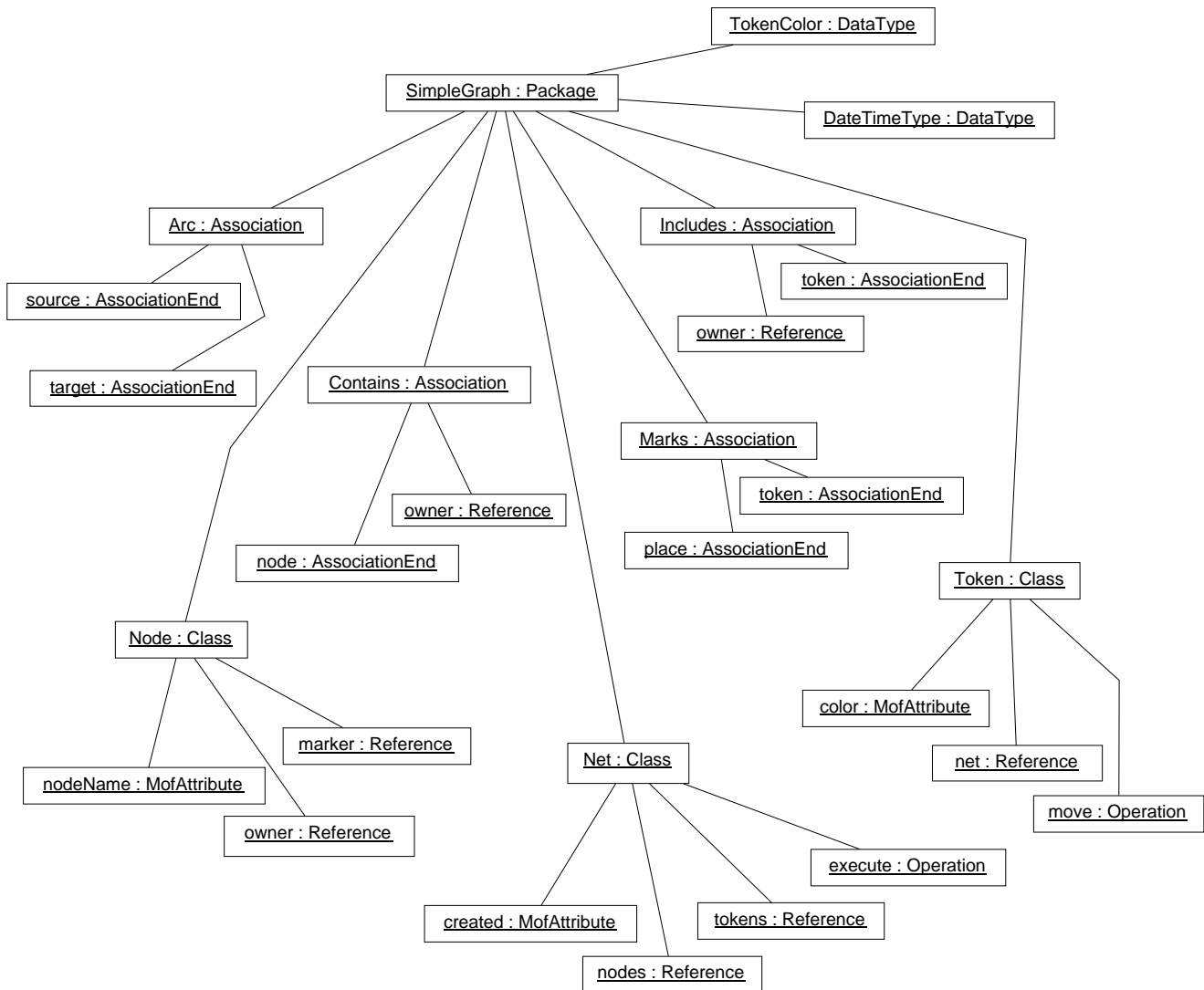


Figure 8-2 Object diagram showing simple metamodel as an instance of the MOF Model

Since this metamodel is expressed via the MOF, its model instances can be represented in XML using the XMI generation rules. A simple model is shown in some net notation in Figure 8-3 on page 188. As instances of the metamodel elements, the same model would form the object diagram in Figure 8-4 on page 188.

The XML production rules for Production by Object Containment are applied to a single root object of a composition. In this example, the rules are applied to the Net instance, to form the XML document representing this model. The rules are applied throughout the composition hierarchy by navigating through the composition links. In

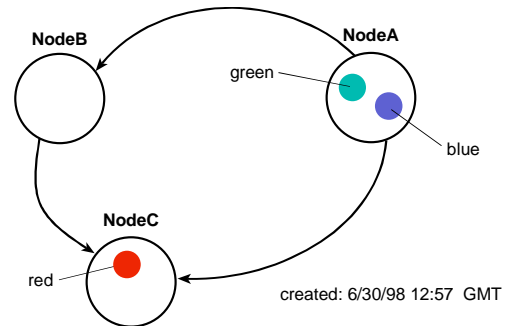


Figure 8-3 Example Net as a model of the SimpleGraph metamodel

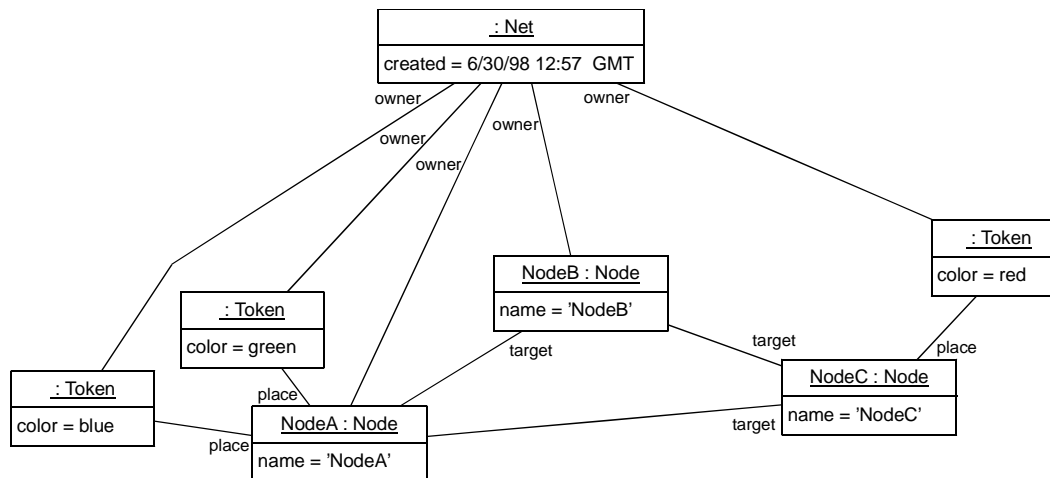


Figure 8-4 Objects forming the example SimpleGraph model

addition, the rules make use of the model's metamodel to represent the types of the values.

Each generated XML document begins with a prologue and the standard enclosing XML element's start tag. This part of the generation process is Specified in Chapter 9, *XML Document Production on page 199*. Section 6.5, *Necessary XMI DTD Declarations on page 53* describes the standard elements placed in the front of each XMI document. Next comes the actual model, starting with the root object. For each object, including this root object, the element start tag is generated from the object's metaclass name. In this example, it is:

```
<SimpleGraph.Net xmi.id='a1'>
```

The element attribute `xmi.id` provides a unique identifier with the document for this element.

Note that all names in XMI are fully qualified, based on the MOF description of their metamodel. The name of the item is formed by the sequence of containments and compositions, starting at the outermost package of the metamodel and separated by dots.

Next each attribute of the current object is used to generate XML. The attribute is enclosed in an element, defined by the name of the attribute, as found in the metamodel:

```
<SimpleGraph.Net.created>
```

Next the attribute value is written out as XML. In the example, the attribute is of type `DateTimeType`, as defined in the metamodel. The details of that datatype were not shown above. `DateTimeType` is a struct with two fields, `time`, of type `long`, and `timezone`, of type `string`. The representation of struct values uses field tags as delimiters:

```
<XMI.field>1873852</XMI.field>
<XMI.field>GMT</XMI.field>
```

Then the attribute is completed with the corresponding end tag:

```
</SimpleGraph.Net.created>
```

Were there other attributes of the `Net` object, they would follow in a similar manner. These are followed by the `Net` object's references.

The MOF supports the use of *References* in defining metamodels. A reference provides the object's navigability to linked objects. Following the attributes of an object, each of its references are written. XMI considers references to be of two different types and treats them differently.

An object linked to another via a link defined in the metamodel as having an aggregation other than composite is considered to be a *normal* reference. On the other hand, if an object is linked to another object via a link defined in the metamodel as a composite association, with the composite end corresponding to link end of the composite object, then the reference used is a *composite* reference.

In XMI, all of the normal references of an object are written, followed by all of the composite references. In XMI, this composition is indicated by XML element containment.

In this example, there is a total of three `Node` objects and three `Token` objects contained by the `Net` object using composite references. The "nodes" reference will be expressed as:

```
<SimpleGraph.Net.nodes>
```

to indicate the `Node` objects it contains through the "nodes" reference. Then, for each `Node`, the process of producing XML to represent an object is repeated. For the

example, the Node with the name NodeA is written out in XML, starting with the element start tag:

```
<SimpleGraph.Node xmi.id='a2'>
```

the value of the attribute id of the XML element can be any unique value which is XML-compliant. Just as before, all the attribute values are written out first. The node class defines the attribute "name"; for this Node instance, the XML is:

```
<SimpleGraph.Node.name>NodeA</SimpleGraph.Node.name>
```

Next the normal, i.e. non-composite, non-component references are written out. These are the references defined by Associations which are not defined as composites at either end. Since the Node class defines the Reference "marker", and NodeA has markers, the XML generated is:

```
<SimpleGraph.Node.marker>
  <SimpleGraph.Token xmi.idref='a5' />
  <SimpleGraph.Token xmi.idref='a6' />
</SimpleGraph.Node.marker>
```

Since this is a normal, rather than a composite, reference, the Token objects are not written at this point. Rather, a reference is used to point within the document to the elements that actually define the objects. A complete set of linking attributes is defined in XMI; the xmi.idref could, for example, be replaced by an href to element definitions in another location. See Section 6.5.1, *Necessary XMI Attributes* on page 47, for a discussion on linking attributes.

Next, the value of the Node's "targetNodes" reference is written out as XML:

```
<SimpleGraph.Node.targetNodes>
  <SimpleGraph.Node xmi.idref='a3' />
</SimpleGraph.Node.targetNodes>
<SimpleGraph.Node.targetNodes>
  <SimpleGraph.Node xmi.idref='a4' />
</SimpleGraph.Node.targetNodes>
```

This example illustrates the fact that, for references with multiplicities with upper bounds which may be greater than one, it is not necessary to place all of the references under a single tag. Although this clearly wasteful of space in the XML document, it is allowed.

Finally, for NodeA, any contained objects are written out. But since The Node class does not define Node as a composite, this step is skipped. The XML for NodeA is complete:

```
</SimpleGraph.Node>
```

This process is repeated for the other values of the Net's nodes reference, NodeB and NodeC:

```
<SimpleGraph.Node xmi.id='a3'>
  <SimpleGraph.Node.name>NodeB</SimpleGraph.Node.name>
  <SimpleGraph.Node.targetNodes>
```

```

        <SimpleGraph.Node xmi.id='a3' />
    </SimpleGraph.Node.targetNodes>
</SimpleGraph.Node>
<SimpleGraph.Node xmi.id='a4'>
    <SimpleGraph.Node.name>NodeC</SimpleGraph.Node.name>
    <SimpleGraph.Node.marker>
        <SimpleGraph.Node xmi.idref='a7' />
    </SimpleGraph.Node.marker>
</SimpleGraph.Node>

```

Notice that for NodeB, the "marker" reference element is omitted. When the lower bound of the multiplicity of an Attribute or a Reference is zero, and no value is present, the element tag may be omitted. In a similar fashion, the "target" reference element is absent for NodeC. The composite reference "nodes" is now fully represented, as is completed in the XML with a corresponding end tag:

```
</SimpleGraph.Net.nodes>
```

Next the Token objects contained via the tokens Reference of Net are written out as XML:

```
<SimpleGraph.Net.tokens>
```

Each Token object is written out as the other objects, starting with the attributes. Although not shown in the example, the TokenColor data type is an enumeration. Attributes whose types are enumerations or boolean are represented in a special manner. Their value is represented as an element attribute value, to increase XML parser validation.

```

    <SimpleGraph.Token xmi.id='a5'>
        <SimpleGraph.Token.color xmi.value='green' />
    </SimpleGraph.Token>

```

Since the value of the attribute is encoded in the tag of the empty element, a separate end tag is not used. The Token class is defined with the single attribute. If the class were derived from a supertype, the values of attributes and references defined in the supertype would also be written out as XML, preceding the attributes of the class itself. Unlike the Node class, the Token class has no composite references. The single reference defined for token provides the value of the owner, the Net object acting as the "net" object in the composite link. These references need not be written, since the XML element containment indicates the composition. They are useful when the contained object is reached via a link attribute.

The remaining Tokens from the Net's "tokens" reference yield:

```

    <SimpleGraph.Token xmi.id='a6'>
        <SimpleGraph.Token.color xmi.value='blue' />
    </SimpleGraph.Token>
    <SimpleGraph.Token xmi.id='a7'>
        <SimpleGraph.Token.color xmi.value='red' />
    </SimpleGraph.Token>
</SimpleGraph.tokens>

```

At this point, all the values that make up the model have been written out as XML. The Net object is completed with the end tag:

```
</SimpleGraph.Net>
```

All this XML will be embedded in the standard XML element, as described later. Also, sometimes object links will not be represented via references, and need to be represented in XML after the root element. For this simple model though, no unrepresented links remain.

8.3.2 *MOF's Role in XML Production*

The specific generation rules rely on a MOF definition of the model's metamodel. It would simply not be possible to define meaningful production rules that would work on any arbitrary model, regardless of its metamodel. The single meta-metamodel provides the commonality among models, allowing the metamodel information to be uniformly represented. In addition, the MOF defines standard interfaces for the model elements of instances of MOF-defined metamodels. These interfaces – from the MOF's Reflective module – provide for access to an object's metaclass, attribute values, and reference values, among other capabilities. The operations of these interfaces provide an unambiguous means of specifying the access of model elements' metamodel and values.

In order for a metamodel to have its models interchanged through XMI, that metamodel must be representable through the MOF, as an instance of the MOF Model. However, this submission does not actually require an implementation to make use of a MOF, the MOF-defined Reflective interfaces, or even have metamodels represented as instances of the MOF model. The implementation must, however, conform to the generation rules. These rules are based on the metamodels defined via the MOF and the use of the operations in the Reflective interfaces.

8.3.3 *Production by Package Extent*

It may not always be possible or useful to represent a desired set of modeling elements through a composition hierarchy. For this reason, XMI defines a second set of rules for generating XML from modeling elements.

The MOF provides the Package element in support of metamodel development. At the metamodel level, Package objects are always the top-most (uncontained) elements. A Package will contain Classes and Associations, directly and possibly through nested Packages. In the IDL generated from a MOF metamodel, interfaces represent specific features of these Packages, Classes, and Associations, in the use of model development. For each Package, there is a corresponding subtype of RefPackage, an interface in the MOF's Reflective module. Likewise, for each Class, there is a corresponding subtype of RefObject, and for each Association, a corresponding subtype of RefAssociation.

These interfaces define a structure which mirrors the metamodel structure. So the RefPackage subtype corresponding to the top-level Package in the metamodel contains all the other RefPackages, RefObjects, and RefAssociations. Each RefObject subtype

object can provide all of the current objects of the class it represents; each RefAssociation subtype object can provide all the links corresponding to the Association it represents. The Package Extent, then, is the top-level RefPackage subtype object, all the RefPackage, RefObject and RefAssociation subtype objects it contains, and all the objects and links associated with them.

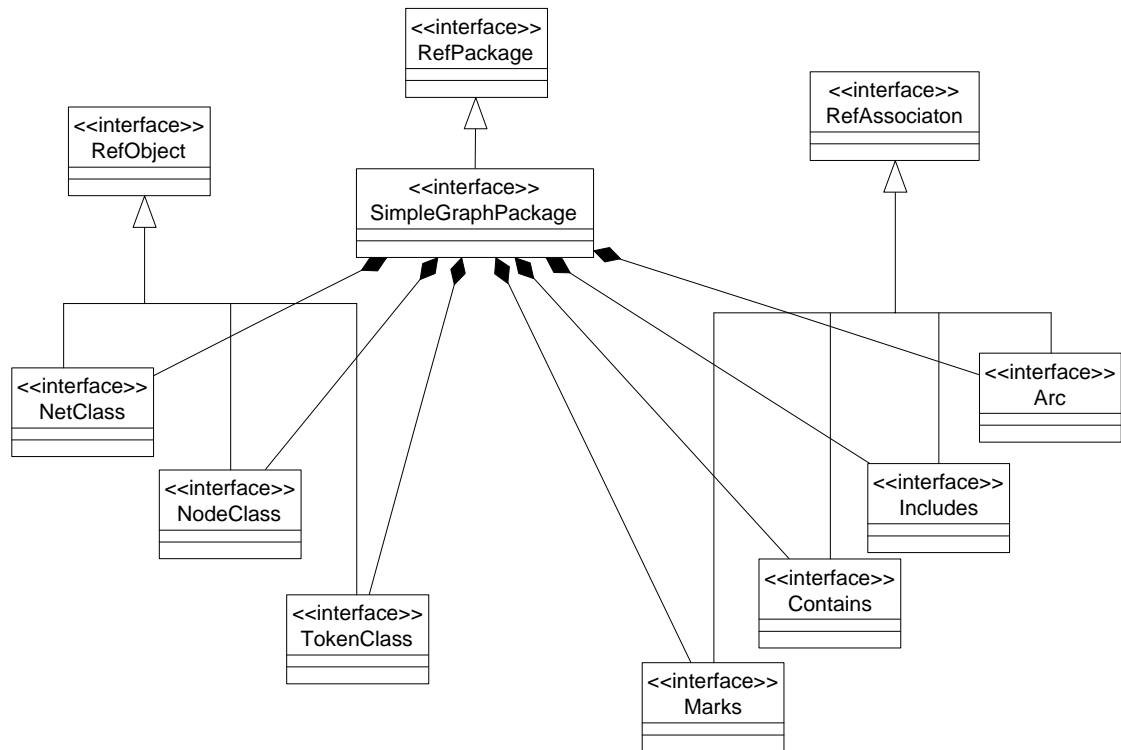


Figure 8-5 Generated interfaces from the SimpleGraph metamodel

In this example, the IDL generation creates interfaces SimpleGraphPackage, NetClass, NodeClass, TokenClass, and Arc. Figure 8-5 on page 193 shows some of the interfaces generated for the example SimpleGraph metamodel. Suppose two different Nets were modeled, with an Arc crossing from one net to the next, as shown in Figure 8-6 on page 194. These nets are shown in Figure 8-7 on page 195, as instances of the SimpleGraph metamodel. The dashed lines in that figure represent the extent the NetClass, NodeClass, and TokenClass. The extent of the SimpleGraphPackage includes those extents.

The rules for XML Production by Package Extent act upon the uncontained RefPackage instance, producing an XML document which represents all the elements in the extent of that RefPackage. In the example, the rules are applied to the SimpleGraphPackage instance.

The same XML document prologue and enclosing element is required as was for Production by Object Containment. Then, the SimplePackageClass is traversed. For each RefObject instance, the extent is examined. Any object which is not participating

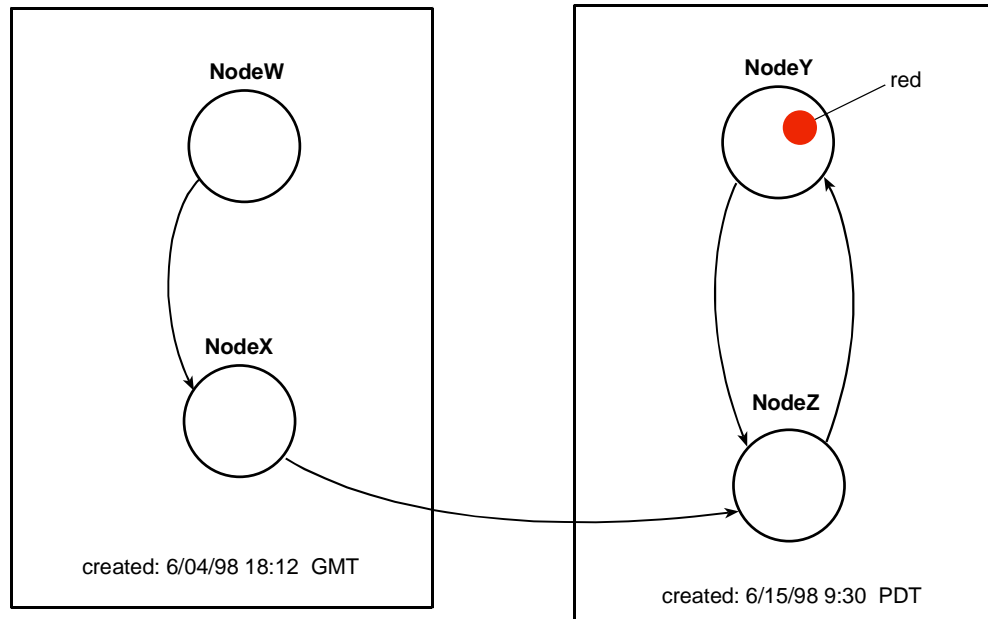


Figure 8-6 Example of two nets with a connecting arc

as a component in a composition link becomes the starting point for generating XML. For instance, from the `NodeClass`, all `Node` instances can be accessed. But since all are at the component end of a composition link, none are used in XML production. When the `NetClass` is accessed, though, each of the two objects in its extent are uncontained – not on the component end of a composition link. So, within one `Net` instance, XML is produced in the same manner as described before:

```
<SimpleGraph.Net xmi.id='a1'>
  <SimpleGraph.Net.created>
    <XMI.field>1868128</XMI.field>
    <XMI.field>GMT</XMI.field>
  </SimpleGraph.Net.created>
  <SimpleGraph.Net.nodes>
    <SimpleGraph.Node xmi.id='a2'>
      <SimpleGraph.Node.name>NodeX</SimpleGraph.Node.name>
      <SimpleGraph.Node.targetNodes>
        <SimpleGraph.Node xmi.id='a3' />
      </SimpleGraph.Node.targetNodes>
    </SimpleGraph.Node>
    <SimpleGraph.Node xmi.id='a3'>
      <SimpleGraph.Node.name>NodeW</SimpleGraph.Node.name>
      <SimpleGraph.Node.targetNodes>
```

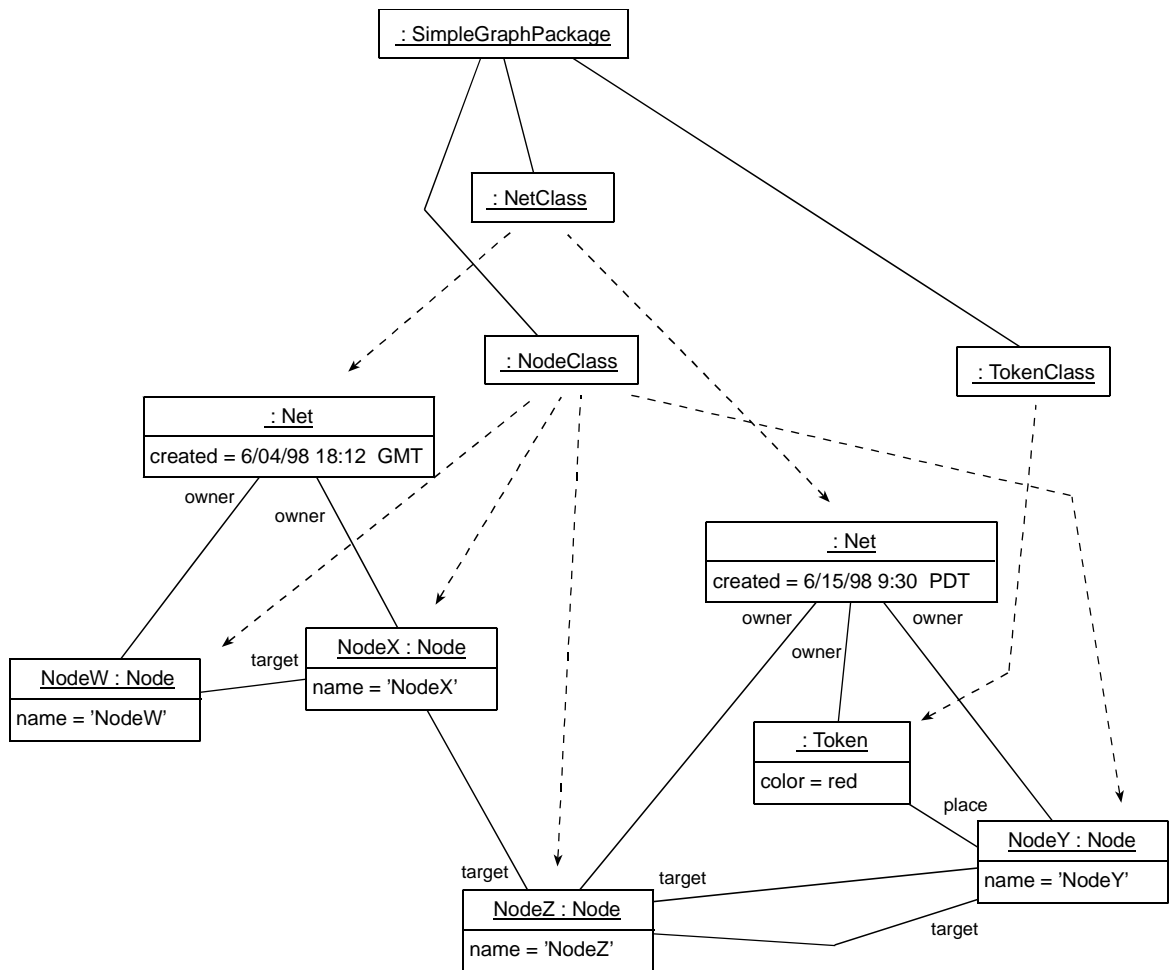


Figure 8-7 Objects representing multiple Nets and instances of RefPackage and RefObject subtypes

```
<SimpleGraph.Node xmi.id='a6' />
</SimpleGraph.Node.targetNodes>
</SimpleGraph.Node>
</SimpleGraph.nodes>
</SimpleGraph.Net>
```

Similarly, the second Node in the NodeClass extent is used to produce the following XML:

```
<SimpleGraph.Net xmi.id='a4'>
  <SimpleGraph.Net.created>
    <XMI.field>1872537</XMI.field>
    <XMI.field>GMT</XMI.field>
  </SimpleGraph.Net.created>
  <SimpleGraph.Net.nodes>
    <SimpleGraph.Node xmi.id='a5'>
```

```

    <SimpleGraph.Node.name>NodeY</SimpleGraph.Node.name>
    <SimpleGraph.Node.targetNodes>
      <SimpleGraph.Node xmi.idref='a6' />
    </SimpleGraph.Node.targetNodes>
  </SimpleGraph.Node>
  <SimpleGraph.Node xmi.id='a6'>
    <SimpleGraph.Node.name>NodeW</SimpleGraph.Node.name>
    <SimpleGraph.Node.targetNodes>
      <SimpleGraph.Node xmi.idref='a5' />
    </SimpleGraph.Node.targetNodes>
    <SimpleGraph.Node.marker>
      <SimpleGraph.Token xmi.idref='a7' />
    </SimpleGraph.Node.marker>
  </SimpleGraph.Node>
</SimpleGraph.Node.nodes>
<SimpleGraph.Node.tokens>
  <SimpleGraph.Token xmi.id='a7'>
    <SimpleGraph.Token.color xmi.value='red' />
  </SimpleGraph.Token>
</SimpleGraph.Node.tokens>
</SimpleGraph.Net>

```

The Production by Package Extent is not unlike writing out an entire workspace, environment, or database. This approach is more desirable when:

- more than one containment hierarchy needs to be exchanged;
- there are interconnections among separate containment hierarchies that need to be replicated; or
- classifier-level attributes need to be replicated.

Conversely, creating XML using Production by Object Containment provides:

- finer granularity of the units of interchange; and
- rules definition less dependent upon the RefPackage, RefAssociation, and RefObject features.

8.4 Distinctions between Approaches in Certain Situations

The examples above used very simple models. Some more complex models create situations in which the use each of the two approaches has different consequences.

8.4.1 External Links

Each of the Reference links in the examples referred to an XML element within the XML document. But references can also refer to objects without a representative XML element in the document. Consider the two nets in the second example above. If Production by Object Containment is used to produce XML representing the Net which contains NodeW and NodeX, then the reference of NodeX to NodeZ must be an external link. Since NodeZ is not part of the Net which is used to produce the XML, it

will not be represented in the generated document. Instead a href will be used, which can be resolved to navigate to a representation of the NodeZ object.

This distinction means that, for that example, result of Production by Package Extent would be different than applying Production by Object Containment to the two Net instances. In the latter approach, two XML documents are produced.

8.4.2 *Links not Represented by References*

On the example metamodel, each Association had a corresponding Reference defined for the class at one end. However, it is possible, and sometimes desirable or necessary, to define associations without a reference associated with either Association End. For instance, suppose in the SimpleGraph metamodel that the targetNodes Reference was not defined in the Nodes class. Under both approaches, the XML Node elements will not contain any references to the target Nodes. Instead, the links corresponding to the Arc association would be represented in the contents of an Arc element, which itself would be contained by the standard XMI.content element.

For Production by Package Extent, after the XML is produced from each of the uncontained objects (and their contents), each of the RefAssociation instances are examined for links in their extent which are not represented in the document. These links would be defined by Associations where no Reference is defined for either end.

For Production by Object Containment, the RefAssociation instances are also examined. However, the only links written out are those links not already represented by references in which the objects at both ends are in the containment hierarchy.

8.4.3 *Classifier-level Attributes*

The MOF supports the definition of classes with classifier-level attributes. At the time of model development, within a MOF, these attributes are part of and managed by the RefObject instances (the class proxies) contained by the RefPackage. For Production by object containment, the values of a classifier-level attribute are not included. Conversely, in Production by Package Extent, all classifier-level attributes are included in the XML document. This again highlights the distinction between the approaches. In programming languages classifier-level attributes, in the form of class variables or static members, are most often considered part of the programming environment. For instance, serialization techniques usually do not serialize these attributes.

8.4.4 *Standard Elements*

Model data placed in an XML document using the rules of XMI are contained in standard XML elements defined by XMI. XMI document is encapsulated in a set of standard XMI elements. These elements are described in Section 6.2.2, *Requirements for XMI DTDs* on page 50.

9.1 Purpose

This section specifies the production of an XML document from a model. It is essential for successful model interchange that this specification be complete and unambiguous. It is also essential that all significant aspects of the metadata are included in the XML document and can be recovered from it.

9.2 Introduction

XMI's XML document production process is defined as a set of production rules. When these rules are applied to a model or model fragment, the result is an XML document. The inverse of these rules can be applied to an XML document to reconstruct the model or model fragment. In both cases, the rules are implicitly applied in the context of the specific metamodel for the metadata being interchanged.

The production rules are provided as a specification of the XML document production and consumption processes. They should not be viewed as prescribing any particular algorithm for XML producer or consumer implementations.

9.3 ENBF Rules Representation

The XML produced by XMI is represented here in Extended Backus Naur Form (EBNF). The following are the production rules:

1. <Document> ::= <2:XMI>

1. A document is contained within an XMI element.

```

2.  <XMI>                ::= "<XMI" <2a:Namespaces>
                                "version=" //XMI version//
                                ("timestamp=" //timestamp//)?
                                ("verified=" //verified//)?
                                ">"
                                ( <3:Header> )?
                                ( <6:Content> )?
                                ( <4:Differences> )?
                                ( <5:Extensions> )?
                                "</XMI>"
2a. <Namespaces>          ::= ( "xmlns:" <2c:NsName> "=" <2d:NsURI> )*
2b. <Namespace>           ::= ( <2c:NsName> ":" )?
2c. <NsName>               ::= //Name of namespace//
2d. <NsURI>                ::= //URI of namespace//
2e. <Link>                 ::= "href=" //href// ( //XLink attributes// )?

```

2. An XMI element consists of namespace declarations, if any, and optional sections for a header, content, differences, and extensions. The version must be "1.1", an optional timestamp is included, and an optional verification at source indicator of "true" or "false".

2a. The set of namespace declarations for the XMI element. If there are multiple metamodels used with DTDs, the DTDs should be concatenated with the fixed declarations included only once. The XML attribute declarations for the XMI element's attributes should all be included.

2b. The use of a namespace name, including a ":" separator. If the namespace name is blank, the result is the empty string.

2c. A particular namespace name.

2d. The logical URI of the namespace. Note that namespaces are resolved to logical URIs, as opposed to physical ones, so that there is no expectation that this URI will be resolved and that there will be any information at that location.

2e. A cross-document link that is intended to be compliant with a future XLink specification. The href contains the URI of the document to link to.

```

3.  <Header>                ::= "<XMI.header>"
                                ( <3a:Documentation> )?
                                ( <3b:Model> )*
                                ( <3c:Metamodel> )*
                                ( <3d:Metametamodel> )*
                                ( <3e:Import> )*
                                "</XMI.header>"

3a. <Documentation>          ::= "<XMI.documentation>" //text//
                                ( "<XMI.owner>" //text// "</XMI.owner>" )*
                                ( "<XMI.contact>" //text// "</XMI.contact>" )*
                                ( "<XMI.longDescription>" //text//
                                  "</XMI.longDescription>" )*
                                ( "<XMI.shortDescription>" //text//
                                  "</XMI.shortDescription>" )*
                                ( "<XMI.exporter>" //text// "</XMI.exporter>" )*
                                ( "<XMI.exporterVersion>" //text//
                                  "</XMI.exporterVersion>" )*
                                ( "<XMI.exporterID>" //text// "</XMI.exporterID>" )*
                                ( "<XMI.notice>" //text// "</XMI.notice>" )*
                                "</XMI.documentation>"

3b. <Model>                  ::= ( "<XMI.model xmi.name=" //name//
                                "xmi.version=" //version//
                                <2e:Link>? ">" //text//
                                "</XMI.model>" )*

3c. <Metamodel>              ::= ( "<XMI.metamodel xmi.name=" //name//
                                "xmi.version=" //version//
                                <2e:Link>? ">" //text//
                                "</XMI.metamodel>" )*

3d. <Metametamodel>          ::= ( "<XMI.metametamodel xmi.name=" //name//
                                "xmi.version=" //version//
                                <2e:Link>? ">" //text//
                                "</XMI.metametamodel>" )*

3e. <Import>                  ::= ( "<XMI.import xmi.name=" //name//
                                "xmi.version=" //version//
                                <2e:Link>? ">" //text//
                                "</XMI.import>" )*

```

3. An XMI header consists of optional documentation, model, metamodel, metametamodel, and import elements.

3a. The documentation element contains several optional fields, described in Chapter 6.

3b. The model tag is used to declare the name and version of the information in the XMI.contents section. A link to additional metamodel data is optional. Documentation content is allowed.

3c. The metamodel tag is used to declare the name and version of the information in the metamodel instantiated in XMI.contents section. A link to additional metamodel data is optional, with the physical URI where an XMI document containing the metamodel would be found. The name of the metamodel should match the name declared in the namespace in rule 1. Documentation content is allowed.

3d. The metametamodel tag is used to declare the name and version of the information in the metamodel instantiated in XMI.contents section. A link to additional metametamodel data is optional, with the physical URI where an XMI document containing the metamodel would be found. Documentation content is allowed.

3e. The import tag is used to declare the name and version of the information of imported models in XMI.contents section. A link to the imported models data is optional, with the physical URI where an XMI document containing the imported models would be found. The imports may be found from the MOF imports elements. Documentation content is allowed.

```

4.  <Differences>      ::= "<XMI.difference>"
                               ( <4:Differences>
                               | <4a:Delete>
                               | <4b:Add>
                               | <4c:Replace> )*
                               "</XMI.difference>"

4a. <Delete>          ::= "<XMI.delete" <2e:Link> "/>"
4b. <Add>              ::= "<XMI.add" <2e:Link>
                               ( "xmi.position=" //position// )? ">"
                               <6a:ContentElements>
                               "</XMI.add>"

4c. <Replace>          ::= "<XMI.replace" <2e:Link>
                               ( "xmi.position=" //position// )? ">"
                               <6a:ContentElements>
                               "</XMI.replace>"

```

4. A set of differences, in terms of nested differences, adds, deletes, and replacements.

4a. A link to a deleted element.

4b. A link to an element to add the contents to, and an optional position.

4c. A link to an element to replace the contents with those contained below, and an optional position.

5. <Extensions> ::= "<XMI.extensions xmi.extender=" //extender// ">"
//Extension elements//
"</XMI.extensions>"

5. A section for extensions, with an optional extender identifier. The contents are unrestricted.

6. <Content> ::= "<XMI.content>"
<6a:ContentElements>
"</XMI.content>"

6a. <ContentElements> ::= (<7:ObjectAsElement>)*
(<9:ClassAttributes>)*
(<10:OtherLinks>)?

6. The XMI information to be interchanged.

6a. The contents are a set of top level objects, classifier level attributes, and other links.

```

7.  <ObjectAsElement>    ::= <7a:ObjectStart> <8:ObjectContents>
                               <7b:ElementEnd>
7a. <ObjectStart>        ::= "<" <7c:ElementName>
                               ( <7e:ElementId> )?
                               <7h:ElementAttributes>
                               ">"
7b. <ElementEnd>         ::= "</" <7c:ElementName> ">"
7c. <ElementName>        ::= <2b:Namespace> <7d:Elmt>
                               ( "." <7d:Elmt> )?
7d. <Elmt>               ::= //Name of definition//
7e. <ElementId>          ::= ( "xmi.id=" //id// )?
                               ( "xmi.label=" //label// )?
                               ( "xmi.uuid=" //uuid// )?
7f. <ElementRef>         ::= ( "xmi.idref=" //reference id//
                               | <2e:Link> )?
7g. <ObjectRef>          ::= "<" <7c:ElementName>
                               ( <7e:ElementId> )?
                               <7f:ElementRef>
                               ">"
7h. <ElementAttributes> ::= ( <7i:DataValueAtt>
                               | <7j:EnumValueAtt>
                               | <7k:RefValueAtt> )*
7i. <DataValueAtt>       ::= <7m:AttName> "=" //value//
7j. <EnumValueAtt>       ::= <7m:AttName> "=" //enumeration literal//
7k. <RefValueAtt>        ::= <7m:AttName> "=" <7l:RefValues>
7l. <RefValues>          ::= ( //reference id// " " )*
7m. <AttName>            ::= //Name of defining attribute//

```

7. An object has a starting element, contents, and a closing element. If the contents are empty, an alternative form is to include the element end tag as a "/" in the starting tag as an XML shortcut.

7a. The start tag of an element consists of the element name, identifying information, and attributes.

7b. The end tag name is the same as the start tag name, preceded with a "/".

7c. The element tag name is the name of the namespace followed by the element name. For class, package, and association instances, this name is the name of the type instantiated. For attributes, references, and links, the name is the name of the containing class, package or association, a ".", and the name of the attribute or reference.

7d. The tag name of an element is the name of its definition.

7e. The identifiers of an element are an optional id, label, and uuid. If the element has a MOF uuid, it may be used.

7f. An element reference is a reference to another element by ID or a reference by an external Link.

7g. An object reference is a link by proxy element, which may declare identifiers which should match those identifiers of the other end of the link.

7h. The XML attributes of the element are data, enumeration, or reference attributes. Either the XML attribute or contained XML element for a particular model element or reference, but not both.

7i. An XML attribute for data represents a single-valued model attribute with a value expressed as a XML CDATA.

7j. An XML attribute for enumeration represents an enumerated model attribute with the value matching one of the allowed enumeration literals for the attribute's type.

7k, 7l. An XML attribute for reference contains the XML ID of each referenced object, separated by a space.

7m. The name of the XML attribute is the name of the model attribute or reference.

```

8.  <ObjectContents>      ::= ( <8a:AttributeAsElmt> )*
                                ( <8k:ReferenceAsElmt> )*
                                ( <8l:CompositeAsElmt> )*
8a. <AttributeAsElmt>    ::= <8b:SvAttribute> | <8h:MvAttribute>
8b. <SvAttribute>        ::= <8c:SvAttributeStart> <8d:SvAttContents>
                                <7b:ElementEnd>
8c. <SvAttributeStart>   ::= "<" <7c:ElementName> ( <8g:EnumXMIValue> )? ">"
8d. <SvAttContents>      ::= ( <8e:DataValueAttCont>
                                | <8:ObjectContents>
                                | <8f:RefValueAttCont> )?
8e. <DataValueAttCont>   ::= "//value// "<XMI.reference" <2e:link> "/">"
8f. <RefValueAttCont>    ::= <7g:ObjectRef>
8g. <EnumXMIValue>       ::= "xmi.value =" //enumeration literal//
8h. <MvAttribute>        ::= <8i:MvAttributeStart> <8j:MvAttContents>
                                <7b:ElementEnd>
8i. <MvAttributeStart>   ::= "<" <7c:ElementName> ">"
8j. <MvAttContents>      ::= ( <8a:AttributeAsElmt>
                                | <8g:RefValueAttCont> ) *
8k. <ReferenceAsElmt>    ::= <7g:ObjectRef>
8l. <CompositeAsElmt>    ::= <8:ObjectContents>

```

8. The contents of an object are the object's attributes, references, and compositions, expressed as XML elements. Any particular reference or single-valued attribute may be expressed as an XML element or XML attribute, but not both.

8a. An attribute may be single or multi-valued.

8b. A single valued attribute has a start tag, a value, and an end tag.

- 8c. The start tag of single valued attribute and the value for enumerated attributes.
- 8d. The contents of a single valued attribute XML element are a data value, an object as a nested XML element, or an element proxy reference.
- 8e. The value of the attribute stored as XML PCDATA or a reference to the value.
- 8f. The value as an element proxy reference.
- 8g. The enumerated value of the attribute as XML CDATA.
- 8h. A multi-valued attribute has a start tag, an element for each value, and an end tag. Note that the values must maintain order if an order is defined, and must not be interspersed with other attribute's values.
- 8i. The start tag of the multi-valued attribute.
- 8j. The contents for each value are a value or a reference.
- 8k. The reference element is a proxy reference to the XML element for the referred-to element.
- 8l. Contained object as nested XML elements.

9. `<ClassAttributes> ::= (<8a:AttributeAsElmt>)*`

9. All classifier-level attributes are expressed using the XML element form.

```

10. <OtherLinks>          ::= <10a:AssociationStart>
                           ( <10c:AssociationEndRef> <10c:AssociationEndRef> )*
                           <10b:AssociationEnd>
10a.<AssociationStart>    ::= <7a:ObjectStart>
10b.<AssociationEnd>      ::= <7b:ElementEnd>
10c.<AssociationEndRef>   ::= <7a:ObjectStart> <7g:ObjectRef> <7b:ElementEnd>

```

10. All associations which have no references are placed here. Each associationEnd's links are contained as pairs of nested XML elements.

10a. The start tag of the association begins with the association name.

10b. The end tag of the association element.

10c. A reference to the linked element from the AssociationEnd.

9.4 OCL Rules Representation

This form of the rules is included for reference.

The XML produced by XMI is represented here in Extended Backus Naur Form (EBNF). Although this grammar provides a definition of conforming XMI documents, it does not specify how a model is transformed into a document. The Object Constraint Language (OCL) is employed to provide that specification. OCL is a formal language which can specify side-effect free expressions. OCL was introduced as part of the definition of UML, and was used to specify constraints in support of the definition of UML. It was also used in the specification of the MOF. Although intended for the specification of constraints, it is useful in an object-oriented environment for a broader range of specification.

9.4.1 EBNF Productions

Within the EBNF productions, the various expression elements are distinguished in font and face in the following manner:

EBNF Expression Elements

Element	Font and Face Example
expression symbols	(* +)
terminal	<XMI.content>
value to be filled in	<i>class-name</i>
symbol defined in another expression	AttributeValue

when this document is viewed in an electronic form, symbols defined in other expressions may provide hyperlinks to their corresponding defining expression.

9.4.2 OCL Rules

The OCL expressions make use of both operations defined in MOF Model elements, and operations defined for the MOF Reflective Interfaces. Because these operations are well defined in the MOF specification, their use does not diminish the rigor of these rules.

Although OCL is side-effect free, it is impractical to represent the complete behavior of XML production from a model without retaining some state information. Therefore, a simple OCL class, Producer, is introduced to support this specification. OCL provides no means of assigning values to objects or their attributes. For this specification, the following notation and semantics are used:

`Producer-Attribute ← OCL-Expression;`

where the Attribute-Expression represents an attribute of the Producer class, the symbol "`←`" represents assignment, with the value of the OCL expression replacing the current value of the Producer attribute. In addition to maintaining state during the XML production.

Attributes Defined for the Producer Class

Attribute	Description	Set	Used
root : RefObject	the supplied root of the model (<i>for production by object containment only</i>)	at the start of generation	In finding links not included as reference values
byContainment : boolean	specifies whether production is by containment or extent	at the start of generation	in determining whether an object is in the scope of the objects being exported
objectInventory : Sequence (RefObject)	used with objectIds to provide a dictionary; objects which have an id assigned	as each object is given an id during XML production	when an id is needed for an object which has one assigned
objectIds : Sequence(integer)	the ids associated with the objects in objectInventory	as each object is given an id during XML production	when an id is needed for an object which has one assigned
refPkg : RefPackage	the supplied RefPackage instance (<i>for production by package extent only</i>)	at the start of generation	In finding links not included as reference values
metamodel : Package	the metamodel of the input model, as an instance of Package	at the start of generation	in finding the DataType defining the type of a value provided as an Any
typeDefinitions : Sequence(string)	any type definitions required for datatypes which are not in the metamodel	whenever a data value is encountered whose type is not in the metamodel	as the last part of generating the XML.content
tcInventory : Sequence (TypeCode)	used with tcIds to provide a dictionary; TypeCodes which are currently represented in typeDefinitions	Whenever an element is added to typeDefinitions	When an XML.any element needs to refer to a type definition already in typeDefinitions
tcIds : Sequence(integer)	the ids associated with the TypeCodes in tcInventory	Whenever an element is added to typeDefinitions	When an XML.any element needs to refer to a type definition already in typeDefinitions
constructedTcList : Sequence (TypeCode)	the struct TypeCodes encountered in generating a TypeCode; used to support TypeCodes for recursive sequences	initialized at the start of a top-level TypeCode; set when a struct TypeCode is encountered	a TypeCode with a recursive sequence is encountered

For each EBNF expression, a corresponding OCL expression is defined. The OCL expression is a query, returning either a string or a sequence of strings. In OCL, a sequence of sequences evaluates to a sequence. For instance,

```
Sequence{ 'aa', Sequence{ 'bb', 'cc' }, 'dd' }
```

evaluates to

```
Sequence{ 'aa', 'bb', 'cc', 'dd' }.
```

So OCL queries defined as a sequence of other OCL expressions, all returning sequences of strings, will return a simple sequence of strings. For this specification, there is no distinction in the resulting XML between a string and an equivalent sequence of strings (e.g., the string '`<State><name>on</name></State>`' is equivalent to `Sequence{ '<State>', '<name>', 'on', '</name>', '</State>' }`).

9.5 Production Rules

As described in Section 8.3, *Two Model Sources* on page 185, an XML document can be produced by two methods: by object containment, based upon a root object of a containment hierarchy; and by package extent, based upon a package proxy. So the `XMI.content` element of a document production is represented by the alternative of two rules, as shown by the following EBNF expression:

```
XMIContent ::= ( ContentsFromRoot | ContentsFromExtent )
```

These two productions are composed of other productions. Most of the productions are shared by both of these schemes.

9.5.1 Production by Object Containment

The following EBNF expressions and OCL queries are specific to the object by containment production scheme.

9.5.1.1 ContentsFromRoot

The `ContentsFromRoot` production generates the `XMI.content` element and its contents from the root object of a model. The contents of the element is provided by the root object, along with all the objects contained in the model, possibly some links, and possibly some type definitions. The rules do not require that the supplied object be a root (uncontained) object.

```
ContentsFromRoot ::= <XMI.content>  
ObjectAsElement OtherLinks? RequiredTypeDefinitions?  
</XMI.content>
```

In the OCL operation, the `OtherLinks` and `RequiredTypeDefinitions` operations are always evaluated. However, as shown in the definition of those operations, an empty sequence may be returned.

```

ContentsFromRoot(root : RefObject) : Sequence(string)
ContentsFromRoot(root) =
  Sequence{ '<XMI.content>',
    ObjectAsElement(root),
    OtherLinks(root),
    RequiredTypeDefinitions(),
    '</XMI.content>'
  }

```

9.5.1.2 OtherLinks

Object references provide a representation of links, when a Reference is defined in the metamodel for that object. However, for Associations where neither end has a corresponding Reference, the links will not be represented via references. This production adds the unrepresented links, when the objects at both link ends are in the model.

```

OtherLinks ::=          < association-name >
                        (ReferencingElement ReferencingElement)*
                        </ association-name >

```

This operation gets all the Associations in the metamodel which have no corresponding Reference. Among those operations, the Associations are selected which have one or more links in the model (as identified by the root). Over that sequence of Associations, a sequence of strings is produced. For each Association, the element start tag is produced with the association name. Then, for each link of the Association which is in the model, a sequence of strings is produced. For each link, two Reference elements are produced, representing the two link ends. Finally, for each Association, the corresponding element end tag is produced.

```

OtherLinks(root : RefObject) : sequence(String)
OtherLinks(root) =
  UnreferencedAssoc(this.metaModel)->select(a |
    LinksInRoot(a)->notEmpty)->collect(a |
    Sequence{ '<',
      DotNotation(a.qualifiedName),
      '>',
      LinksInRoot(a)->collect(lnk |
        Sequence{ '<',
          DotNotation(End(1, a).qualifiedName)
          '>'
          ReferencingElement(lnk->at(1)),
          '</',
          DotNotation(End(1, a).qualifiedName)
          '>'
          '<',
          DotNotation(End(2, a).qualifiedName)
          '>'
          ReferencingElement(lnk->at(2)),
          '</',
          DotNotation(End(2, a).qualifiedName)
          '>'
        }
      )
    }
  }

```

```

        } ),
        '</',
        DotNotation(a.qualifiedName),
        '>'
    } )

```

9.5.2 Production by Package Extent

These expressions define the production of an XML document using a Package Extent (See Section 8.3.3, *Production by Package Extent* on page 192).

9.5.2.1 ContentsFromExtent

The contents of the XML document are enclosed in an XMI.content element. The contents of that element will contain class attributes, if any are present in the extent. Then, for each uncontained object in the extent, an element is produced, whose contents will represent the object and all its contained objects. Additionally, other links of the extent may be represented, as well as type definitions.

```

ContentsFromExtent ::= <XMI.content>
    ClassAttributes* ObjectAsElement*
    OtherExtentLinks? RequiredTypeDefinitions?
</XMI.content>

```

This OCL operation accepts a RefPackage, a package proxy corresponding to an uncontained Package instance from a MOF-defined metamodel. The operation first produces the XMI.content element start tag. Then, for each class proxy (instance of a RefObject subtype corresponding to a Class instance in the metamodel) any classifier-level attributes are represented. For each uncontained object in the extent, the object and all its contained objects are represented. Additionally, any links in the extent not represented as reference values are then represented. Note that the two operations, ClassAttributes and OtherExtentLinks, may return empty sequences.

```

ContentsFromExtent(pkgProxy : RefPackage) : Sequence(string)

```

```

ContentsFromExtent(pkgProxy) =
    Sequence{ '<XMI.content>',
        AllClassProxies(pkgProxy)->collect(c | ClassAttributes(c)),
        AllUncontainedObjects(pkgProxy)->collect(obj | ObjectAsElement(obj)),
        OtherExtentLinks(pkgProxy),
        RequiredTypeDefinitions(),
        '</XMI.content>'
    }

```

9.5.3 Object Productions

The rest of the expressions in this document are not specific to either the object containment or package extent productions. The object productions define expressions producing XML from objects.

9.5.3.1 ObjectAsElement

An object is represented as an element by producing an element start tag, then the object (and any objects it contains) as the contents of the element, followed by the element end tag.

ObjectAsElement ::= **<** *class-name* *xmi.id=" IdOfObject "* **>**
 ObjectContents **</** *class-name* **>**

The operation produces the name of the element from the Class instance in the metamodel defining the class of this object. The fully-qualified name, using a dot notation, is used to avoid any ambiguity in naming the Class. The element start tag also includes an identifier of the object, which is required to be a locally-unique identifier. The ObjectContents operation provides the contents of the element.

```
ObjectAsElement(obj : RefObject) : Sequence(string)
ObjectAsElement(obj) =
  Sequence{ '<',
    DotNotation(obj.metaObject().oclAsType(Class).qualifiedName),
    ' xmi.id=" ',
    IdOfObject(obj),
    '">',
    ObjectContents(obj.metaObject().oclAsType(Class), obj),
    '</',
    DotNotation(obj.metaObject().oclAsType(Class).qualifiedName),
    '>'
  }

```

9.5.3.2 ObjectContents

The ObjectContents operation produces XML to represent the contents of an object – its state (attributes and references). The object is represented by its attributes, its non-composing references, and its components. The attribute values of the object are included in the contents of this element. The references corresponding to Associations defined as composite are treated separately from other references. Those which are not composite are represented in the contents of this element using XML's XLink mechanism. Those reference values which correspond to contained elements of the composition are represented wholly in the contents of this element.

ObjectContents ::= *AttributeAsElement** *ReferenceAsElement**
 *CompositeAsElement**

The `ObjectContents` operation produces XML to represent the contents of an object – its state (attributes and references). Three steps are required to produce XML from the input object: produce the XML for the object’s non-derived, instance-level attribute values, then produce the XML for the object’s non-derived, non-composite, non-component reference values, and finally produce the XML for the objects’ component objects. From the object’s class, all the `Attributes` are obtained, including inherited attributes. Among those, the non-derived, instance-level attributes are selected. Over that sequence, string representations of the values are produced, using the `AttributeAsElement` operation. The value operation, from the MOF’s `RefObject` interface, provides the attribute value or values.

Then, among the classes’ `References`, those which match the following criteria are selected: not based upon a derived `Association`, not with a `referencedEnd` which is a composite, and not with an `exposedEnd` (the other association end) which is a composite. From those `References`, the `ReferenceAsElement` is used to produce the XML representing the value or values of each reference. `References` of a component object which refer to its composite object (reference’s `referencedEnd` with composite aggregation) may be optionally included. The generated DTD supports the optional inclusion of this reference, but it is not shown here.

The non-derived `References` corresponding to contained elements are then obtained. These `References` have their `exposedEnd`’s `AssociationEnd` with composite aggregation. Over these references, the `CompositeAsReference` operation is used on the reference value or values of each reference to produce the XML.

```

ObjectContents(metaClass : MofClass, obj : RefObject) : Sequence(string)
ObjectContents(metaClass, obj) =
  Sequence{
    metaClass.findElementsByTypeExtended(MofAttribute, false)->select(attr |
      attr.scope = instance_level and not attr.isDerived)->collect(iAttr |
        AttributeAsElement(iAttr, obj.value(iAttr))),

    metaClass.findElementsByTypeExtended(Reference, false)->select(ref |
      ref.exposedEnd.aggregation <> composite and
      ref.referencedEnd.aggregation <> composite and not
      ref.referencedEnd.container.oclAsType(Association).isDerived)->
      collect(r | ReferenceAsElement(r, obj.value(r))),

    metaClass.findElementsByTypeExtended(Reference, false)->select(ref |
      ref.exposedEnd.aggregation = composite and not
      ref.referencedEnd.container.oclAsType(Association).isDerived)->
      collect(r | CompositeAsElement(r, obj.value(r)))
  }

```

9.5.3.3 *EmbeddedObject*

An alternative is provided to the `ObjectAsElement` production, for producing elements of objects without identifiers in the element start tag. Identifiers are not required when an object is not participating in any link.

EmbeddedObject ::= **<** *class-name* **>** `ObjectAsElement` **</** *class-name* **>**

Because the interactions with the MOF are defined using the MOF's reflective interfaces, the values of object attributes, references and link ends are represented using the CORBA Any type, matching the return type of those interfaces' operations. The `extract_Object` operation is an operation defined for the CORBA Any type. It is used to convert the Any value to an object. The `ObjectContents` operation is used to define the contents of this element.

```

EmbeddedObject(metaClass : MofClass, value : Any) : Sequence(string)
EmbeddedObject(metaClass, value) =
  Sequence{
    '<',
    DotNotation(metaClass.qualifiedName),
    '>',
    ObjectContents(metaClass,
      value.extract_Object().oclAsType(RefObject)),
    '</>',
    DotNotation(metaClass.qualifiedName),
    '>'
  }

```

9.5.4 Attribute Production

9.5.4.1 AttributeAsElement

Each object attribute value is represented in XML in enclosing start and end tags which identify the attribute. If the attribute is multi-valued (holding a more than one instance of an object or datatype) then all those values may be represented within the contents of the single element representing the attribute. Because of the differences between single- and multi-valued references, they are handled in separate operations.

AttributeAsElement ::= (SvAttributeContents | MvAttributeContents)

If the Attribute's multiplicity has an upper bound greater than one, including unbounded, or a lower bound of zero, the attribute value or values are returned in the MOF as a possibly-empty collection.

```

AttributeAsElement(attr : MofAttribute, value : Any) : Sequence(string)
AttributeAsElement(attr, value) =
  if attr.multiplicity.lower = 0 or
    attr.multiplicity.upper > 1 or
    attr.multiplicity.upper = unbound then
    MvAttributeContents(attr, value)
  else
    SvAttributeContents(attr, value)
  endif

```

9.5.4.2 ObjectReference

This operation represents the reference as a link, using either XML's local linking ability, or XLink.

```
ObjectReference ::      <XMI.reference
                        (( xmi.idref=" IdOfObject " ) |
                        ( href=" UriOfObject " )) />
```

The IdOfObject will return a local id if the referenced object is part of the model. If not, it returns an empty string.

```
ObjectReference(value : Any) : Sequence(string)
ObjectReference(value) =
  Sequence{ '<XMI.reference',
    (if IdOfObject(value.extract_Object()) <> '' then
      Sequence{ ' xmi.idref="', IdOfObject(value.extract_Object()), '"' }
    else
      Sequence{ ' href="', UriOfObject(value.extract_Object()), '"' }
    endif),
    '/>'
  }
```

9.5.4.3 SvAttributeContents

The contents of a single valued attribute is either an object or a data value. If it is a data value of type boolean, or of an enum type, special production rules are used. Enum and boolean values are represented in the XML element's attribute, while all other values are represented in the Attribute element's contents.

```
SvAttributeContents ::= ( < attribute-name > EmbeddedObject
                        </ attribute-name > ) |
                        EnumAttribute |
                        ( < attribute-name > ObjRefOrDataValue
                        </ attribute-name > )
```

Values which are objects are handled by providing an enclosing pair of elements, named by the attribute's qualified name, and the EmbeddedObject operation. For data values, if the value is boolean or an enum type, the EnumAttribute operation provides the empty element holding the value. Otherwise, the ObjRefOrDataValue operation provides the element contents for the attribute element.

```
SvAttributeContents(attr : MofAttribute, value : Any) : Sequence(string)
SvAttributeContents(attr, value) =
  if attr.type().oclIsOfType(Class) then
    Sequence{ '<',
      DotNotation(attr.qualifiedName),
      '>',
      EmbeddedObject(attr, value),
      '</',
      DotNotation(attr.qualifiedName),

```



```

        '>',
    }
    else
        if DeAlias(attr.type().typeCode()).kind() = tk_boolean or
           DeAlias(attr.type().typeCode()).kind() = tk_enum then
            EnumAttribute(attr, value, DeAlias(attr.type().typeCode()).kind())
        else
            Sequence{ '<',
                      DotNotation(attr.qualifiedName),
                      '>',
                      ObjRefOrDataValue(value, DeAlias(attr.type().typeCode()).kind()),
                      '</',
                      DotNotation(attr.qualifiedName),
                      '>'
            }
        endif
    endif
endif

```

9.5.4.4 *MvAttributeContents*

For a multivalued attribute's contents, multiple attribute values may be present. Because data values do not have enclosing element tags, each value is delimited with a sequence item tag.

MvAttributeContents ::= *< attribute-name >* (**EmbeddedObject+** | **EnumAttribute+** | **ObjRefOrDataValue+**) *</ attribute-name >*

In the OCL operation, the ExtractSequence operation is a convenience query for transforming the value of the Any type into an OCL sequence.

MvAttributeContents(attr : MofAttribute, value : Any) : Sequence(string)

```

MvAttributeContents(attr, value) =
    Sequence{
        '<',
        DotNotation(attr.qualifiedName),
        '>' ,
        (if attr.type().oclIsOfType(Class) then
            ExtractSequence(value)->collect( obj | EmbeddedObject(attr, obj))
        else
            if DeAlias(attr.type().typeCode()).kind() = tk_boolean or
               DeAlias(attr.type().typeCode()).kind() = tk_enum then
                ExtractSequence(value)->collect(item |
                    EnumAttribute(attr, item,
                                DeAlias(attr.type().typeCode()).kind()))
            else
                ExtractSequence(value)->collect(item |
                    Sequence{ '<XML.seqItem>',
                            ObjRefOrDataValue(item, DeAlias(attr.type().typeCode()).kind()),
                            '</XML.seqItem>'
                    }
                )
            endif
        endif
    },
    '</',

```

```

        DotNotation(attr.qualifiedName),
        '>'
    }

```

9.5.4.5 EnumAttribute

An attribute of an enum of boolean type is treated special. The value is represented in an element attribute, rather than the element contents.

```

EnumAttribute ::=      < attribute-name xmi.value="
                        ( BooleanAsString | EnumAsString ) "/>

```

```

EnumAttribute(attr, MofAttribute, value : Any, kind : TCKind) :
    Sequence(string)
EnumAttribute(attr, value, kind) =
    Sequence{ '<',
        DotNotation(attr.qualifiedName),
        'xmi.value=" ',
        (if kind = tk_boolean then
            BooleanAsString(value)
        else
            EnumAsString(value)
        endif)
        '" />'
    }

```

9.5.5 Reference Productions

In the MOF, the object-to-object navigability via links is supported through the definition of References in Classes. This operation defines the representation of reference values when they are not component values of a composition.

9.5.5.1 ReferenceAsElement

The ReferenceAsElement operation provides the representation one or more reference values.

```

ReferenceAsElement ::= ( < reference-name > ReferencingElement*
                        </ reference-name > ) |
                        ( )

```

When the Reference's multiplicity has an upper bound greater than one, including unbounded, or a lower bound of zero, the reference is checked to see if any values exist. If not, no elements are returned.

```

ReferenceAsElement(ref : Reference, value : Any)
ReferenceAsElement(ref, value) =
  if ref.multiplicity.lower = 0 or
    ref.multiplicity.upper > 1 or
    ref.multiplicity.upper = unbound then
    if ExtractSequence(value)->notEmpty then
      Sequence{ '<',
        DotNotation(ref.qualifiedName),
        '>',
        ExtractSequence(value)->collect(item |
          ReferencingElement(ref,
            item.extract_Object().oclAsType(RefObject))),
        '<',
        DotNotation(ref.qualifiedName),
        '/>'
      }
    else
      Sequence {}
  else
    Sequence{ '<',
      DotNotation(ref.qualifiedName),
      '>',
      ReferencingElement(ref, value.extract_Object().oclAsType(RefObject))
    '<',
      DotNotation(ref.qualifiedName),
      '/>'
    }
  endif

```

9.5.5.2 ReferencingElement

This operation represents an association end value (a link end) or reference value as a link, using either XML's local linking ability, or XLink. The element name could represent either the reference name or the association end name, depending on its use.

ReferencingElement :: *< element-type-name*
 (*(xmi.idref=" IdOfObject ") |*
 (*href=" UriOfObject ")*) />

The Element's name is provided from the fully-qualified name of the supplied ModelElement. The IdOfObject will return a local id if the referenced object is part of the model. If not, it returns an empty string. UriOfObject returns an URL linking to a representation of the object outside the document.

```

ReferencingElement(obj : RefObject) : Sequence(string)
ReferencingElement(obj) =
  Sequence{ '<',
    DotNotation(obj.metaObject().oclAsType(Class).qualifiedName),
    (if IdOfObject(obj) <> '' then
      Sequence{ ' xmi.idref=', IdOfObject(obj), ' "' }
    else
      Sequence{ ' href=', UriOfObject(obj), ' "' }
    endif),
    '>'
  }

```

```

    }
    '>'

```

9.5.6 Composition Production

9.5.6.1 CompositeAsElement

A Reference to a contained element of a composition has the referenced objects included in the contents of the reference element.

**CompositeAsElement ::= < *reference-name* > ObjectAsElement*
</ *reference-name* >**

The element name is supplied by the fully-qualified name of the reference. The multiplicity of the Reference determines whether the value is an object or a collection of objects.

```

CompositeAsElement(ref : Reference, value : Any)
CompositeAsElement(ref, value) =
  Sequence{ '<',
    DotNotation(ref.qualifiedName),
    '>',
    (if attr.multiplicity.lower = 0 or
      attr.multiplicity.upper > 1
      then
        attr.multiplicity.upper = unbound
        ObjectAsElement(value.extract_Object().oclAsType(RefObject))
      else
        ExtractSequence(value)->collect (item |
          ObjectAsElement(item.extract_Object().oclAsType(RefObject)))
        endif),
    '<',
    DotNotation(ref.qualifiedName),
    '>'
  }

```

9.5.7 DataValue Productions

The MOF currently uses the CORBA type system as the base type system for data types. In a metamodel, additional data types can be defined, such as Date or BigInteger. However, values of those types will be represented in terms of CORBA type values. As a consequence, XMI needs to be able to encode values of CORBA data types. This is what the DataValue productions are designed to do.

Data values are represented in XMI with a conservative number of elements. The expected type of most data values in an XML document are defined by the metamodel and determined by the context. In particular, the expected type for the value of an attribute is defined in the metamodel by the DataType associated with the Attribute.

Thus XML elements that represent data values or their component parts do not need to identify the type.

The exception to this is instances of the CORBA primitive data type Any. The CORBA Any type is a "universal union" type; i.e. a type which can encapsulate a value of any CORBA data type or object reference in a type safe way. An instance of the Any type consists of two parts; the encapsulated value, and a descriptor for the encapsulated value's type. The latter is expressed as an instance of another CORBA primitive data type called TypeCode.

When an instance of the Any type is encoded in XML, the expected type of the encapsulated value cannot be determined before hand. Rather, the type is expressed using element attributes of the XML.any element. In most cases, the type information can be represented using the kind and name element attributes. In the most general case, however, an href element attribute provides a link to an XML.CorbaTypeCode element, to provide the type description.

9.5.7.1 *ObjRefOrDataValue*

Based upon the supplied type representation, the appropriate operation is used to represent the value. This production can encounter an object reference when the value is an item within a datatype value (a struct, union, sequence, or array) or a CORBA Any-typed value (which, strictly speaking, is also a data value) In these cases, objects are treated as object references (i.e. using XLink to point to the object) rather than representing the object directly in the element contents. Likewise, an enum-typed value will only be encountered in this production as an element of a datatype, or as an Any-typed value.

ObjRefOrDataValue ::= (StructValue | SequenceValue | UnionValue | StringValue | CharacterValue | EnumAsElement | IntegralValue | RealValue | TypeCodeValue | AnyValue | ObjectReference)

```
ObjRefOrDataValue(value : Any, kind : TcKind) : Sequence(string)
```

```
ObjRefOrDataValue(value, kind) =
  if kind = tk_struct then
    StructValue(value)
  else
    if kind = tk_sequence or kind = tk_array then
      SequenceValue(value)
    else
      if kind = tk_union then
        UnionValue(value)
      else
        if kind = tk_string or kind = tk_wstring then
          StringValue(value)
        else
          if kind = tk_char or kind = tk_wchar then
            CharacterValue(value)
          else
            if kind = tk_enum or kind = tk_boolean then
              EnumAsElement(value)
```

```

else
  if Set{ tk_short, tk_ushort, tk_long,
          tk_ulong, tk_longlong,
          tk_ulonglong, tk_octet }->includes(kind) then
    IntegralValue(value)
  else
    if kind = tk_float or kind = tk_double or kind = tk_longdouble then
      RealValue(value)
    else
      if kind = tk_TypeCode then
        TypeCodeValue(value)
      else
        if kind = tk_any then
          AnyValue(value)
        else
          if kind = tk_objref then
            ObjectReference(value)
          else
            -- should never be the case
            endif
          endif
        endif
      endif
    endif
  endif
endif
endif
endif
endif
endif
endif
endif
endif

```

9.5.7.2 StructValue

A value of a struct type is represented as a sequence of its fields, each enclosed in a field element.

StructValue ::= (<XML.field> ObjRefOrDataValue </XML.field>)+

The operation defines a integer sequence over the range of struct fields. Over this sequence, each field is represented. For each index value, the field element is produced, enclosing the value of the field. The member_type operation, part of the TypeCode object, returns the type of the field at the index. The DeAlias operation, applied to this typecode, removes any aliases.

```

StructValue(value : Any) : Sequence(string)
StructValue(value) =
  Sequence{ 0..value.type().member_count() - 1 }->collect(index |
    Sequence{ '<XML.field>',
              ObjRefOrDataValue(ExtractField(value, index),
                                DeAlias(value.type().member_type(index)).kind()),
              '</XML.field>'
            })
  })

```

9.5.7.3 SequenceValue

A value of type sequence is represented by having each of its items contained in a sequence item element. However, a sequence of octets is treated special, allowing a blob-like value to be represented more efficiently. A sequence of octet (eight-bit) values is represented as a string encoded in hexadecimal. A value of type Array is treated identically a sequence in this production rule.

```
SequenceValue ::=      (<XMI.octetStream> HexAsString*
                        </XMI.octetStream>)|
                        (<XMI.seqItem> ObjRefOrDataValue </XMI.seqItem>)*
```

If the content type of the sequence value is octet, each item is produced as two hexadecimal characters. Otherwise, each sequence item is produced in the form of a XML.seqItem element. The TypeCode's content_type operation returns the type of the sequence or array items.

```
SequenceValue(value : Any) : Sequence(string)
SequenceValue(value) =
  if DeAlias(value.type()).content_type().kind() = tk_octet then
    Sequence{ '<XMI.octetStream>',
              ExtractSequence(value)->collect(seqItem |
                HexAsString(seqItem.extract_octet())),
              '<XMI.octetStream>'
            }
  else
    ExtractSequence(value)->collect( seqItem |
      Sequence{ '<XMI.seqItem>',
                ObjRefOrDataValue(seqItem,
                                   DeAlias(value.type()).content_type().kind()),
                '</XMI.seqItem>'
              } )
  endif
```

9.5.7.4 UnionValue

The union value has both its discriminator value and field value represented in XML elements.

```
UnionValue ::=      <XMI.unionDiscrim> ObjRefOrDataValue
                    </XMI.unionDiscrim>
                    <XMI.field> ObjRefOrDataValue </XMI.field>
```

The discriminator value is provided by ExtractUnionDiscrim operation, the field value is provided by the ExtractUnionField operation, and the field type is determined by the GetUnionFieldType operation. These three OCL operations are described in this chapter.

```
UnionValue(value : Any) : Sequence(string)
UnionValue(value) =
```

```

Sequence {
  '<XMI.unionDiscrim>',
  ObjRefOrDataValue(ExtractUnionDiscrim(value),
    DeAlias(DeAlias(value.type().discriminator_type()).kind()),
  '</XMI.unionDiscrim>',
  '<XMI.field>'
  ObjRefOrDataValue(ExtractUnionField(value),
  DeAlias(GetUnionFieldType(value)).kind()),
  '</XMI.field>'
}

```

9.5.7.5 *StringValue*

A string value is represented directly, without an enclosing element. However, it must be encoded to remove any characters which can be confused for XML markup, and thereby become unparseable.

StringValue ::= [EncodedString](#)

The handling of string and wide string differs here only in the representation of extraction from the Any-typed value.

```

StringValue(value : Any) : Sequence(string)
StringValue(value) =
  (if kind = tk_string then
    EncodedString(value.extract_string())
  else
    EncodedString(value.extract_wstring())
  endif)

```

9.5.7.6 *CharacterValue*

A character may need to be converted, if it is an XML markup character.

CharacterValue ::= [EncodedCharacter](#)

Character and wide character values are have different operations for extraction from Any values.

```

CharacterValue(value : Any) : string
CharacterValue(value) =
  (if kind = tk_char then
    EncodedCharacter(value.extract_char())
  else
    EncodedCharacter(value.extract_wchar())
  endif)

```

9.5.7.7 EnumAsElement

In XMI, the values of enum and boolean attributes are represented directly in the element representing the attribute, as element attribute values. This approach allows the DTD to represent the range of labels, and supports XML parser verification of the values. However, when the enum value is an item in a constructed data type (struct, union, sequence, or array) or an Any-typed value, that form of representation is not possible. For those cases, the enum value is represented in the element defined here.

EnumAsElement ::= `<XMI.enum xmi.value=" enum-value-label ">`

The BooleanAsString or EnumAsString operation provides the string representation of the value.

```
EnumAsElement(value : Any) : Sequence(string)
EnumAsElement(value) =
  Sequence{ '<XMI.enum xmi.value="' ,
    (if kind = tk_boolean then
      BooleanAsString(value)
    else
      EnumAsString(value)
    endif),
    '" />'
  }
```

9.5.7.8 IntegralValue

All integer types are handled by this operation.

IntegralValue ::= `IntegralAsString`

The specific type of the value determines the operation used to extract the integer value from the argument.

```
IntegralValue(value : Any) : string
IntegralValue(value) =
  IntegralAsString(
    if value.type().kind() = tk_short then
      value.extract_short()
    else
      if value.type().kind() = tk_ushort then
        value.extract_ushort()
      else
        if value.type().kind() = tk_long then
          value.extract_long()
        else
          if value.type().kind() = tk_ulong then
            value.extract_ulong()
          else
            if value.type().kind() = tk_longlong then
              value.extract_longlong()
            else
              value.extract_ulonglong()
            endif
          endif
        endif
      endif
    endif
  )
```

```

else
  if value.type().kind() = tk_ulonglong then
    value.extract_ulonglong()
  else
    if value.type().kind() = tk_octet then
      value.extract_octet()
    else
      -- undefined
    endif
  endif
endif
endif
endif
endif
endif
endif)

```

9.5.7.9 *RealValue*

Each of the real types are handled by this operation.

RealValue ::= [RealAsString](#)

The type of the value determines which extraction operation to use.

```

RealValue(value : Any) : string
RealValue(value) =
  RealAsString(if value.type().kind() = tk_float then
    value.extract_float()
  else
    if value.type().kind() = tk_double then
      value.extract_double()
    else
      -- undefined
    endif
  endif)

```

9.5.7.10 *AnyValue*

This operation supports the transfer of values represented by the Any type. Ideally, XML.any could represent any object or data value of any type. However, currently this element is limited to representing objects and data values whose types are defined in the metamodel, plus other objects and datatypes when the element links to a type description of the value's type. This when linking to a type description, this element is currently limited to linking to elements representing CORBA TypeCodes.

AnyValue ::= [<XML.any \(TypeId | TypeRef \) > ObjRefOrDataValue](#)
[</XML.any>](#)

XML.any's element attributes are determined, based on the type of the argument. The TypeId operation will either provide the required element attributes, or will return an

empty string. When that operation does return an empty string, the TypeRef operation is used to provide an element attribute representing a link to a type description.

```

AnyValue(value : Any) : Sequence(string)
AnyValue(value) =
  Sequence{ '<XMI.any',
    (if TypeId(value.type()) <> ' ' then
      TypeId(value.type())
    else
      TypeRef(value.type())
    endif),
    '>',
    ObjRefOrDataValue(value, DeAlias(value.type()).kind()),
    '</XMI.any>'
  }

```

9.5.7.11 RequiredTypeDefinitions

The RequiredTypeDefinitions production generates the type representation for any value in the document whose type is not defined by the metamodel. The types are defined by TypeCode values, represented with the TypeCodeState production (which produces XMI.CorbaTypeCode elements).

RequiredTypeDefinitions ::= <XMI.TypeDefinitions> TypeCodeState+ </XMI.TypeDefinitions>

The Producer object includes an attribute, typeDefinitions, which accumulates any required type definitions during the generation of values in a model. If this attribute is not empty, then the TypeDefinitions element is included in the XML document, with the sequence of strings held by the Producer attribute as the contents of this element. That sequence of strings will constitute one or more TypeCodeState elements.

```

RequiredTypeDefinitions(objs : Set(RefObject)) : Set(TypeCode)
RequiredTypeDefinitions() =
  if self.typeDefinitions->notEmpty then
    Sequence{ '<XMI.TypeDefinitions>',
      self.typeDefinitions,
      '</XMI.TypeDefinitions>'
    }
  else
    Sequence{ }
  endif

```

9.5.7.12 TypeId

This production generates XML element attributes to represent the type of an Any value, when the type is either a primitive type or a type defined in the metamodel. For any other type, this production returns an empty string.

XML.any attributes that encode the type description of the value inside an Any type. There are three encodings of the type information:

- If the type is a CORBA primitive type or an unbounded string or wstring, it is encoded as the type's kind. (Note that this case does not include aliases of primitive types created via a typedef.)
- If the type corresponds to a DataType in the metamodel, it is encoded as the type's kind followed by the qualified name of the DataType. When the type is an alias, the kind represents the original, or dealiased type.
- Otherwise, an empty string is returned. In this case, another production must be employed to identify the type.

```
TypeId ::= ( xmi.kind=" type-kind " ) |
           ( xmi.kind=" type-kind " xmi.name=" type-name " ) |
           ()
```

```
TypeId(tc : TypeCode) : Sequence(string)
TypeId(tc) =
  if PrimitiveOrUnboundString(tc) then
    Sequence { ' xmi.kind = "', CorbaTypeName(tc.kind()), '"' }
  else
    if CorrespondingDataType(tc) <> '' then
      Sequence { ' xmi.kind = "',
                  CorbaTypeName(tc.kind()),
                  '"',
                  ' xmi.name = "',
                  CorrespondingDataType(tc),
                  '"',
                }
    else
      Sequence { '' }
    endif
  endif
endif
```

9.5.8 CORBA-Specific Types

Although all the data types are CORBA data types, most are general in nature, and have analogous types in other type systems. The following operations support types and features which are more CORBA-specific, including the CORBA TypeCode type, and the representation of the type of a value in an XML.any element using a TypeCode.

9.5.8.1 TypeRef

This production generates an element attribute for the XML.any element which references a separate type definition element. This attribute is used when the value represented by the XML.any attribute is of a type not defined in the metamodel.

```
TypeRef ::= href=" | IdOfTypeDefinition "
```

The element attribute uses an XPointer representation of the link to the type definition corresponding to the typecode.

```
TypeRef(tc : TypeCode) : Sequence(string)
TypeRef(tc) =
  Sequence { ' href="|', IdOfTypeDefinition(tc), '' }
```

9.5.8.2 TypeCodeValue

This production creates a representation of a TypeCode value.

TypeCodeValue ::= TypeCodeState

The id argument in the operation provides an identifier for the typecode element produced in the TypeCodeState operation. an empty string may be provided when an element identifier is not needed.

```
TypeCodeValue(value : Any, id : string) : Sequence(string)
TypeCodeValue(value) =
  TypeCodeState(value.extract_TypeCode(), id)
```

Producer object Modifications:

```
self.constructedTcList ← Sequence{ }
```

The Producer's constructedTcList attribute supports the representation of recursive sequence types. This attribute is initialized here; each struct embedded in this typecode is added to the sequence.

9.5.8.3 TypeCodeState

This production generates an element representing the state of a TypeCode value. Because a TypeCode may include other TypeCode values, this production may be employed recursively.

TypeCodeState ::= <XMI.CorbaTypeCode>
 (TcAlias | TcStruct | TcSequence | TcArray | TcObjRef |
 TcEnum | TcUnion | TcExcept | TcString | TcWstring |
 TcFixed | TcSimple)
 </XMI.CorbaTypeCode>

An id element attribute is only generated if the supplied id is not an empty string. The appropriate operation is used, based on the type that the provided TypeCode is representing.

```
TypeCodeState(tc : TypeCode, id : string) : Sequence(string)
TypeCodeState(tc) =
  Sequence{ '<XMI.CorbaTypeCode',
    (if id <> '' then
```

```

        Sequence { ' xmi.id="' , id, '"' }
    else
        Sequence { }
    endif),
    '>',
    (if tc.kind() = tk_alias then
        TcAlias(tc)
    else
        if tc.kind() = tk_struct then
            TcStruct(tc)
        else
            if tc.kind() = tk_sequence then
                TcSequence(tc)
            else
                if tc.kind() = tk_array then
                    TcArray(tc)
                else
                    if tc.kind() = tk_objref then
                        TcObjRef(tc)
                    else
                        if tc.kind() = tk_enum then
                            TcEnum(tc)
                        else
                            if tc.kind() = tk_union then
                                TcUnion(tc)
                            else
                                if tc.kind() = tk_except then
                                    TcExcept(tc)
                                else
                                    if tc.kind() = tk_string then
                                        TcString(tc)
                                    else
                                        if tc.kind() = tk_wstring then
                                            TcWstring(tc)
                                        else
                                            if tc.kind() = tk_fixed then
                                                TcFixed(tc)
                                            else
                                                TcSimple(tc)
                                            endif
                                        endif
                                    endif
                                endif
                            endif
                        endif
                    endif
                endif
            endif
        endif
    endif),
    '</XMI:CorbaTypeCode>'
}

```

9.5.8.4 *TcAlias*

This production generates a representation of an alias type.

```
TcAlias ::=          <XMI.CorbaTcAlias xmi.tcName=" alias-name "
                    xmi.tcId=" alias-id "> TypeCodeState
                    </XMI.CorbaTcAlias>
```

The operation uses the CORBA-defined operations on TypeCode to extract the state of the alias typecode. The TypeCode operation is used to represent the type that is being aliased.

```
TcAlias(tc : TypeCode) : Sequence(string)
TcAlias(tc : TypeCode) : Sequence(string)
TcAlias(tc) =
  Sequence{ '<XMI.CorbaTcAlias xmi.tcName=" ',
            tc.name(),
            ' " xmi.tcId = "',
            tc.id(),
            '">',
            TypeCodeState(tc.content_type(), ''),
            '</XMI.CorbaTcAlias>'
          }
}
```

9.5.8.5 *TcStruct*

This production generates a representation of a struct type.

```
TcStruct ::=          <XMI.CorbaTcStruct xmi.tcName=" struct-name "
                    xmi.tcId=" struct-id ">
                    ( <XMI.CorbaTcField xmi.tcName=" field-name ">
                      TypeCodeState </XMI.CorbaTcField> )*
                    </XMI.CorbaTcStruct>
```

The operation iterates through the a zero-based sequence of integers, with a size equal to the number of fields in the struct. At each iteration, the field definition is extracted.

```
TcStruct(tc : TypeCode) : Sequence(string)
TcStruct(tc) =
  Sequence{ '<XMI.CorbaTcStruct xmi.tcName=" ',
            tc.name(),
            ' " xmi.tcId = "',
            tc.id(),
            '">',
            Sequence{ 0..(tc.member_count() - 1) }->collect(i |
              Sequence{ '<XMI.CorbaTcField xmi.tcName=" ',
                        tc.member_name(i),
                        '">',
                        TypeCodeState(tc.member_type(i), ''),
                        '</XMI.CorbaTcField>'
                      } ),
            ' '
          }
}
```

```

    ' </XMI.CorbaTcStruct>'
}

```

Producer Object Modifications

```
self.constructedTcList ← self.constructedTcList->append(tc)
```

Each struct defined within the outermost typecode is held while the XML representation of the typecode is generated. If a recursive sequence is employed within the typecode, the sequence of structs will be required.

9.5.8.6 *TcSequence*

This production generates a representation of a sequence typecode. CORBA allows the type of the sequence elements to be defined as a struct which encloses this sequence, known as a recursive sequence. The production must represent that type is a special manner.

```

TcSequence ::=          <XMI.CorbaTcSequence xmi.tcLength="
                           type-length ">
                           ( TypeCodeState | TcRecursiveLink )
                           </XMI.CorbaTcSequence>

```

A sequence length of zero means unbounded – no upper limit on the number of elements. If the constructedTcList attribute contains the typecode representation of the element type, then this is a recursive sequence.

```

TcSequence(tc : TypeCode) : Sequence(string)
TcSequence(tc) =
  Sequence{ '<XMI.CorbaTcSequence xmi.tcLength="' ,
            tc.length(),
            '">' ,
            (if self.constructedTcList->includes(tc.content_type()) then
              TcRecursiveLink(tc, tc.content_type())
            else
              TypeCodeState(tc.content_type(), '')
            endif),
            '</XMI.CorbaTcSequence>'
          }

```

9.5.8.7 *TcArray*

The Array typecode is represented similarly to the sequence typecode, but recursive sequences are not permitted.

```

TcArray ::=          <XMI.CorbaTcArray xmi.tcLength=" type-length ">
                           TypeCodeState </XMI.CorbaTcArray>

```

The array element type is represented using the TypeCodeState operation.

```

TcArray(tc : TypeCode) : Sequence(string)
TcArray(tc) =
  Sequence{ '<XMI.CorbaTcArray xmi.tcLength="' ,
            tc.length(),
            '">' ,
            TypeCodeState(tc.content_type(), ''),
            '</XMI.CorbaTcArray>'
  }

```

9.5.8.8 TcObjRef

A TypeCode element defining an object reference is generated with this production.

```

TcObjRef ::=          <XMI.CorbaTcObjRef xmi.tcName=" type-name "
                       tcId=" type-id "/>

```

This operation generates an empty element.

```

TcObjRef(tc : TypeCode) : Sequence(string)
TcObjRef(tc) =
  Sequence{ '<XMI.CorbaTcObjRef xmi.tcName="' ,
            tc.name(),
            '" xmi.tcId = "' ,
            tc.id(),
            '" />'
  }

```

9.5.8.9 TcEnum

This production generates the representation of an enum TypeCode.

```

TcEnum ::=          <XMI.CorbaTcEnum xmi.tcName=" type-name "
                       xmi.tcId=" type-id ">
                       ( <XMI.CorbaTcEnumLabel
                         xmi.tcName=" enum-label "/> )*
                       </XMI.CorbaTcEnum>

```

The operation iterates over a zero-based sequence of integers equal in length to the number of enum labels in the typecode.

```

TcEnum(tc : TypeCode) : Sequence(string)
TcEnum(tc : TypeCode) : Sequence(string)
TcEnum(tc) =
  Sequence{ '<XMI.CorbaTcEnum xmi.tcName="' ,
            tc.name(),
            '" xmi.tcId = "' ,
            tc.id(),
            '">' ,
            Sequence{ 0..(tc.member_count-1) }->collect(i |
              Sequence{ '<XMI.CorbaTcEnumLabel xmi.tcName="' ,
                        tc.member_name(i),

```

```

        '"/>'
    }
}
'</XMI:CorbaTcEnum>'
}

```

9.5.8.10 TcUnion

This production generates the representation of a CORBA Union typecode.

```

TcUnion ::=
    <XMI:CorbaTcUnion xmi.tcName=" type-name "
    xmi.tcId=" type-id "> TypeCodeState
    ( <XMI:CorbaTcUnionMbr xmi.tcName="
    field-name "> TypeCodeState AnyValue
    </XMI:CorbaTcUnionMbr> )* </XMI:CorbaTcUnion>

```

```

TcUnion(tc : TypeCode) : Sequence(string)
TcUnion(tc) =
    Sequence{ '<XMI:CorbaTcUnion xmi.tcName="' ,
        tc.name(),
        '" xmi.tcId=',
        tc.id(),
        '">',
        TypeCodeState(tc.discriminator_type(), ''),
        Sequence{ 0..(tc.member_count-1) }->collect(i |
            Sequence{ '<XMI:CorbaTcUnionMbr xmi.tcName="' ,
                tc.member_name(i),
                '">',
                TypeCodeState(tc.member_type(i), ''),
                AnyValue(tc.member_label(i)),
                '</XMI:CorbaTcUnionMbr>'
            } ),
        '</XMI:CorbaTcUnion>'
    }
}

```

9.5.8.11 TcExcept

This production generates the representation of a CORBA exception typecode.

```

TcExcept ::=
    <XMI:CorbaTcExcept xmi.tcName=" exception-name "
    xmi.tcId = " exception-id ">
    ( <XMI:CorbaTcField xmi.tcName=" field-name ">
    TypeCodeState </XMI:CorbaTcField> )*
    </XMI:CorbaTcExcept>

```

```

TcExcept(tc : TypeCode) : Sequence(string)
TcExcept(tc : TypeCode) : Sequence(string)
TcExcept(tc) =
    Sequence{ '<XMI:CorbaTcExcept xmi.tcName="' ,

```

```

tc.name(),
'" xmi.tcId=",
tc.id(),
'">',
Sequence{ 0..(tc.member_count-1) }->collect(i |
    Sequence{ '<XMI.CorbaTcField tcName="' ,
        tc.member_name(i),
        '">',
        TypeCodeState(tc.member_type(i), ''),
        '</XMI.CorbaTcField>'
    } ),
'</XMI.CorbaTcExcept>'
}

```

9.5.8.12 TcString

CORBA supports differing string types, since each type may specify a distinct length for its values.

TcString ::= <XMI.CorbaTcString xmi.tcLength=" type-length "/>

A length of zero indicates that the string length is unbounded.

```

TcString(tc : TypeCode) : Sequence(string)
TcString(tc) =
    Sequence{ '<XMI.CorbaTcString xmi.tcLength="' ,
        tc.length(),
        '" />'
    }

```

9.5.8.13 TcWstring

This production is similar to the TcString production, except that it is for wide strings.

TcWstring ::= <XMI.CorbaTcWstring xmi.tcLength=" type-length "/>

A length of zero indicates that the string length is unbounded.

```

TcWstring(tc : TypeCode) : Sequence(string)
TcWstring(tc) =
    Sequence{ '<XMI.CorbaTcWstring xmi.tcLength="' ,
        tc.length(),
        '" />'
    }

```

9.5.8.14 TcFixed

TcFixed ::= `<XMI.CorbaTcFixed xmi.tcDigits=" digits " xmi.tcScale=" scale "/>`

```
TcFixed(tc : TypeCode) : Sequence(string)
TcFixed(tc)=
  Sequence{ '<XMI.CorbaTcFixed xmi.tcDigits="' ,
            tc.fixed_digits(),
            '" xmi.tcScale="' ,
            tc.fixed_scale(),
            '" />'
  }

```

9.5.8.15 TcSimple

For the rest of the TypeCodes, the empty element itself completely describes the typecode.

TcSimple ::= `(<XMI.CorbaTcShort/> | <XMI.CorbaTcLong/> |
 <XMI.CorbaTcUshort/> | <XMI.CorbaTcUlong/> |
 <XMI.CorbaTcFloat/> | <XMI.CorbaTcDouble/> |
 <XMI.CorbaTcBoolean/> | <XMI.CorbaTcChar/> |
 <XMI.CorbaTcWchar/> | <XMI.CorbaTcOctet/> |
 <XMI.CorbaTcAny/> | <XMI.CorbaTcTypeCode/> |
 <XMI.CorbaTcPrincipal/> | <XMI.CorbaTcNull/> |
 <XMI.CorbaTcVoid/> | <XMI.CorbaTcLongLong/> |
 <XMI.CorbaTcLongLong/> |
 <XMI.CorbaTcLongDouble/>)`

```
TcSimple(tc : TypeCode) : Sequence(string)
TcSimple(tc) =
  if tc.kind() = tk_short then
    '<XMI.CorbaTcShort/>'
  else
    if tc.kind() = tk_long then
      '<XMI.CorbaTcLong/>'
    else
      if tc.kind() = tk_ushort then
        '<XMI.CorbaTcUshort/>'
      else
        if tc.kind() = tk_ulong then
          '<XMI.CorbaTcUlong/>'
        else
          if tc.kind() = tk_float then
            '<XMI.CorbaTcFloat/>'
          else
            if tc.kind() = tk_double then
              '<XMI.CorbaTcDouble/>'
            else
              ''
            end if
          end if
        end if
      end if
    end if
  end if

```

9.5.8.16 *TcRecursiveLink*

CORBA allows the recursive definition of TypeCodes. Without a special mechanism, it would be impossible to represent this recursion in XML. CORBA restricts the use of recursion to the definition of the items of a sequence. If a sequence is defined within another type, and either that type, or some other type enclosing this sequence is a struct, then the sequence items can be of that struct type. The type of the items is then represented by this element. The offset value is the same as the offset in a TypeCode representing a recursive sequence, specified as:

"The offset parameter specifies which enclosing struct or union is the target of the recursion, with the value one indicating the most immediate enclosing struct or union, and larger values indicating successive enclosing struct or unions."
[CORBA]

So in this type:

```
struct foo {
    long value;
    sequence<foo> chain; };
```

the offset of the recursive link defining the type of chain items would be 1.

```
TcRecursiveLink ::=      <XMI.CorbaRecursiveType xmi.offset="
                        offset-to-sequence "/>
```

The distance operation calculates the distance between the sequence type and struct content type.

```
TcRecursiveLink(seqTc : TypeCode, contentTc : TypeCode) : Sequence(string)
TcRecursiveLink(seqTc, contentTc) =
    Sequence{ '<XMI.CorbaRecursiveType xmi.offset="',
              TcDistance(contentTc, seqTc, 0),
              '>'
            }
}
```

9.5.9 *Helpers*

The following operations support the above productions and operations.

9.5.9.1 *LinksInRoot*

Given an association from the metamodel, this operations detects and returns all instances of the association (links) in which both the objects at the link ends are in the model identified by the document root. The allContents operation is defined in the OCL of the MOF specification.

```
LinksInRoot(assoc : Association) : Sequence(Link)
LinksInRoot(assoc) =
```

```

self.refPkg.getAssociation(a)->iterate(ra; links : Sequence(Link) |
  ra.allLinks()->select(1 |
    self.root.allContents->includes(1->at(1)) and
    root.allContents->includes(1->at(2)))

```

9.5.9.2 *UnreferencedAssoc*

This operation returns all the Associations in a metamodel defined by a Package, which have no References corresponding to either AssociationEnd. The operation considers both the Associations immediately contained by the Package, as well as those which may be enclosed in nested Packages.

```

UnreferencedAssoc(pkg : Package) : sequence(Association)
UnreferencedAssoc() =
  pkg.allContents->select(c |
    c.ocIsTypeOf(Association) and not
    c.ocIsTypeOf(Association).contents->exists(ae |
      pkg.allContents->select(c2 | c2.ocIsTypeOf(Reference))->collect(r |
        r.referencedEnd)->includes(ae)))

```

9.5.9.3 *AllClassProxies*

This operation returns all the class proxies (instances of subtypes of RefObject) which are enclosed by the provided RefPackage, including those which may be enclosed by nested RefPackages.

```

AllClassProxies(pkgProxy : RefPackage) : Sequence(RefObject)
AllClassProxies(pkgProxy) =
  pkgProxy.metaObject().oclAsType(Package).findElementsByTypeExtended
    (Class, false)->collect(c | pkgProxy.getClassRef(c))->union
    (pkgProxy.metaObject().oclAsType(Package).findElementsByTypeExtended
      (Package, false)->collect(p | AllClassProxies(p)))

```

9.5.9.4 *AllUncontainedObjects*

This operation returns all the objects in the extent of the RefPackage which do not participate in a composite aggregation on the contained end (not contained by any other object).

```

AllUncontainedObjects(pkgProxy : RefPackage) : Sequence(RefObject)
AllUncontainedObjects(pkgProxy) =
  AllClassProxies(pkgProxy)->collect(c | c.allObjects(false))->select(obj |
    CompAssocProxies(pkgProxy)->iterate(ap; answer : boolean = false |
      answer or
      (if End(1, ap.metaObject().oclAsType(Association)).aggregation =
        composition then
          ap.query(End(2, ap.metaObject().oclAsType(Association)), obj)->isEmpty
        else

```

```

    ap.query(End(1, ap.metaObject().oclAsType(Association)), obj)->isEmpty
endif))

```

9.5.9.5 *CompAssocProxies*

This operation returns all the Associations enclosed in a RefPackage (directly or indirectly) which are defined as composite aggregations.

```

CompAssocProxies(pkgProxy : RefPackage) : Sequence(RefAssociation)
CompAssocProxies(pkgProxy) =
    pkgProxy.metaObject().oclAsType(Package).findElementsByTypeExtended
        (Association, false)->select(a |
            End(1, a).aggregation = composite or
            End(2, a).aggregation = composite)->collect(ca |
                pkgProxy.getAssociation(a))

```

9.5.9.6 *End*

This operation returns one of the AssociationEnds of the provided Association. The index indicates whether the requested end is the first end (when the index equals 1) or the second end.

```

End(index : integer, assoc : Association) : AssociationEnd
End(i, assoc) =
    assoc->findElementsByType(AssociationEnd, false)->at(i)

```

9.5.9.7 *ExtractSequence*

This operation returns an OCL sequence corresponding to the elements of a CORBA sequence, when the Any-typed value is sequence.

```

ExtractSequence(value : Any) : Sequence(Any)
ExtractSequence(value) =
    ORB.create_dyn_any(value).oclAsType(DynSequence).get_elements()

```

9.5.9.8 *ExtractField*

This operation returns the value of a field of a struct value, where the field is specified using a zero-based index into the fields of the struct.

```

ExtractField(value : Any, i : long) : Any
ExtractField(value) =
    ORB.create_dyn_any(value).oclAsType(DynStruct).get_members()->at(i).value()

```

9.5.9.9 *ExtractUnionField*

This operation extracts the field value (member value) from a value of type union.

```
ExtractUnionField(value : Any) : Any
ExtractUnionField(value) =
  ORB.create_dyn_any(value).oclAsType(DynUnion).member().to_any()
```

9.5.9.10 *ExtractUnionDiscrim*

This operation extracts the discriminator value from a union-typed value.

```
ExtractUnionDiscrim(value : Any) : Any
ExtractUnionDiscrim(value) =
  ORB.create_dyn_any(value).oclAsType(DynUnion).discriminator().to_any()
```

9.5.9.11 *GetUnionFieldType*

This operation returns the type of the field of a specific value of a union type.

```
GetUnionFieldType(value : Any) : TypeCode
-- cannot be represented by OCL
-- need to seek to member field
-- for expression, seek to member field before applying the member_type
-- operation
UnionFieldType(value) =
  DeAlias(SeekToUnionField(ORB.create_dyn_any(value).oclAsType(DynUnion))
    .member_type().to_any())
```

9.5.9.12 *DeAlias*

Return a typecode which is not an alias typecode. If the input typecode is not an alias typecode, it returns the input typecode. Otherwise, it de-aliases the originating (content) type of the typecode.

```
DeAlias(tc : TypeCode) : TypeCode
DeAlias(tc) =
  if tc.kind() = tkalias then
    DeAlias(tc.content_type())
  else
    tc
  endif
```

9.5.9.13 *IdOfObject*

This helper returns the locally unique identifier for an object if it is in the inventory of objects. Otherwise, it returns the empty string.

```

IdOfObject(obj : RefObject) : Sequence(string)
  if Sequence{ 1..(self.objectInventory->size) }->select(i |
    self.objectInventory->at(i) = obj)->isEmpty then
    if InScope(obj) then
      NewObjectId(obj)
    else
      ''
    endif
  else
    self.objectIds.at(Sequence{ 1..(self.objectInventory->size) }->select(i |
      self.objectInventory->at(i) = obj)->first)
  endif

```

9.5.9.14 *UrlOfObject*

This helper returns an URL which links to a representation of the object. This URL will typically link to an element in another XMI document.

```

UrlOfObject(obj : Object) : Sequence(string)
  -- not specified in OCL
  -- returns a legal URL which links to a representation of the object

```

9.5.9.15 *DotNotation*

Returns a string representation of the sequence of strings defining the qualified name. elements of the originating sequence are separated with dot (period) characters.

```

DotNotation(names : Sequence(string)) : string
DotNotation(names) =
  substring(names->iterate(s : string, answer : string = '' |
    string.concat(s).concat('.')),
    names->iterate(s : string, answer : string = '' |
      string.concat(s).concat('.')).size)

```

9.5.9.16 *NewObjectId*

This helper generates a new object identifier. These identifiers are required to be locally unique within the XMI document, but they can also be unique in a wider context; e.g. a UUID.

```

NewObjectId(obj : RefObject) : string
  -- not specified
  -- any string which is a legal value of the XML ID type, and which
  -- is not currently used in the XML document, nor allocated to an object
  -- in this production
  -- can also be a string representation of a UUID

```

Producer object Modifications:

```

self.objectInventory ← self.objectInventory->append(obj)
self.objectIds ← self.objectIds.append(result)

```

When a new id is created, it must be associated with the object within the state of the Producer, so the id may be retrieved if any subsequent references to the element representing that object are desired.

9.5.9.17 *InScope*

This operation determines whether the provided object is part of the model being written out as an XML document.

```

InScope(obj : RefObject) : boolean
InScope(obj) =
  if self.byContainment then
    self.root.allContents->includes(obj)
  else
    AllClassProxies(self.refPkg)->collect(c | c.allObjects(false))->includes(obj)
  endif

```

9.5.9.18 *HexAsString*

This helper converts a CORBA octet value into a two character hexadecimal string. The syntax for the string is:

[0-9A-Fa-f][0-9A-Fa-f]

```

HexAsString(value : octet) : string
-- not specified

```

9.5.9.19 *IntegralAsString*

These six helper operations return the string representation of an integral value. The resulting string consists of one or more decimal digits with an optional leading sign. The syntax for the string is:

[+]? [0-9]+

```

IntegralAsString(value : short) : string
IntegralAsString(value : unsigned short) : string
IntegralAsString(value : long) : string
IntegralAsString(value : unsigned long) : string
IntegralAsString(value : long long) : string
IntegralAsString(value : unsigned long long) : string
-- not specified

```

9.5.9.20 *RealAsString*

These three helper operations return a decimal string representation of a floating point value. All sig-

nificant digits in the value should be included. The syntax for the representation is:

$$[-+]? (([0-9]+ '.' [0-9]*) | ('.' [0-9]+)) ([eE] [-+]? [0-9]+)?$$

```
RealAsString(value : float) : string
RealAsString(value : double) : string
RealAsString(value : long double) : string
-- not specified
```

9.5.9.21 *BooleanAsString*

This helper translates a boolean value into a string.

```
BooleanAsString(value : Any) : string
BooleanAsString(value) =
  if value.type().kind() = tk_boolean then
    if value.extract_boolean() then
      'true'
    else
      'false'
    endif
  else
    -- should not happen
  endif
```

9.5.9.22 *EnumAsString*

This helper translates an enumeration value into a string.

```
EnumAsString(value : Any) : string
EnumValue(value) =
  value.type().element_name(value.create_input_stream().read_long())
```

9.5.9.23 *EncodedString*

This helper encodes a string by escaping any embedded XML markup characters.

```
EncodedString(str : string) : string
-- each occurrence of the less-than character
-- (<) with the lt entity (&lt;), each
-- occurrence of the greater-than character
-- (>) with the gt entity (&gt;), and
-- each occurrence of the ampersand character
-- (&) with the amp entity (&amp;)
```

9.5.9.24 *EncodedCharacter*

This helper encodes a character by escaping it if it is a markup character.

```

EncodedCharacter(str : character) : character
-- converts a character if it is one of (<>&)
-- replace the less-than character
-- (<) with the lt entity (&lt;),
-- replace the greater-than character
-- (>) with the gt entity (&gt;), and
-- replace the ampersand character
-- (&) with the amp entity (&amp;)
-- otherwise, returns character unchanged

```

9.5.10 CORBA-Specific Helpers

The following operations support the CORBA-specific productions and operations.

9.5.10.1 CorrespondingDataType

Finds a DataType in the metamodel that corresponds to the given TypeCode, returning the fully qualified name of the DataType in dot notation. If no such DataType exists, an empty string is returned. If multiple DataTypes using the same TypeCode exist in the metamodel, any one is allowed.

```

CorrespondingDataType(tc : TypeCode) : string
DotNotation(self.metamodel.allElements>select(e |
    e.ocIsOfType(DataType))>select(dt |
        dt.typeCode = tc)->first.qualifiedName)

```

9.5.10.2 CorbaTypeName

This helper produces a textual name for a TcKind value. For primitive types, this name is sufficient to fully describe the corresponding type.

```

CorbaTypeName(kind : TcKind) : string
CorbaTypeName(kind) =
  if kind = tk_objref then
    'objref'
  else
    if kind = tk_short then
      'short'
    else
      -- the other cases omitted (deduce from pattern above)
    endif
  endif
endif

```

9.5.10.3 IdOfTypeDefinition

This operation returns the URL pointing to the type definition element corresponding to the typecode.

```

IdOfTypeDefinition(tc : TypeCode) : Sequence(string)
IdOfTypeDefinition(tc) =
if Sequence{ 1..(self.tcInventory->size) }->select(i |
    self.tcInventory->at(i) = tc)->isEmpty then
    NewTcId(tc)
else
    self.tcIds.at(Sequence{ 1..(self.tcInventory->size) }->select(i |
        self.tcInventory->at(i) = tc)->first)
endif

```

9.5.10.4 *NewTcId*

This helper finds all TypeCode values in a metaobject. This includes TypeCode values embedded in Anys.

```

NewTcId(tc : TypeCode) : string
-- not specified
-- any string which is a legal value of the XML ID type, and which
-- is not currently used in the XML document, nor allocated to an object
-- in this production

```

Producer object Modifications:

```

self.tcInventory ← self.tcInventory->append(tc)
self.tcIds ← self.tcIds->append(result)
self.typeDefinitions ←
    self.typeDefinitions.append(TypeCodeValue(tc), result)

```

When a new id is created, it must be associated with the object within the state of the Producer, so the id may be retrieved if any subsequent references to the element representing that object are desired.

9.5.10.5 *TcDistance*

This operation measures the distance from a TypeCode, provided in the first argument, to an enclosing struct TypeCode equal to the second argument.

```

TcDistance(outer : TypeCode, inner : TypeCode, len : integer) : integer
TcDistance(outer, inner, len) =
if outer.kind() = tk_struct or outer.kind() = tk_union then
    Sequence{ 0..outer.member_count-1 }->collect(i |
        TcDistance(outer.member_type(i), inner, len+1))->
        iterate(e; mx : Integer = 0 | max(e, mx))
else
    if outer = inner then
        len
    else
        0
    endif
endif

```

10.1 Introduction

The XMI specification addresses the metadata interchange requirement of the OMG repository architecture which is described in the OMG MOF specification (ad/97-10-02, Section 1.3) and corresponds to the 'Data Interchange' component of the architecture. The XMI specification conforms to the following standards:

- XML, the Extensible Markup Language, is a new data format for electronic interchange designed to bring structured information to the web. XML is an open technology standard of the W3C (www.w3c.org), the standards group responsible for maintaining and advancing HTML. XML is used as the concrete syntax and transfer format for OMG MOF compliant metadata.

There are several benefits of basing metamodel interchange on XML. XML is an open standard, platform and vendor independent. XML supports the international character set standards of extended ISO Unicode. XML is metamodel-neutral and can represent metamodels compliant with OMG's meta-metamodel, the MOF. XML is programming language-neutral and API-neutral. XML APIs are provided in additional standards, giving the user an open choice of several access methods to create, view, and integrate XML information. Leading XML APIs include DOM, SAX, and WEB-DAV.

- MOF, the Meta Object Facility is an OMG (www.omg.org) metadata interface standard that can be used to define and manipulate a set of interoperable metamodels and their instances (models). The MOF also defines a simple meta-metamodel (based on the OMG UML - Unified Modeling Language) with sufficient semantics to describe metamodels in various domains starting with the domain of object analysis and design. The XMI specification uses MOF as the meta-metamodel to ensure transfer of any MOF compliant metamodel (such as UML) and instances of these metamodels - the models themselves.

- UML, the Unified Modeling Language is an OMG (www.omg.org) standard modeling language for specification, construction, visualization and documentation of the artifacts of a software system. The XMI can be used to exchange UML models between tools and between tools and repositories.
- The CORBA interfaces specified in the MOF (ad/97-10-02, ad/97-10-03) can be used to internalize and externalize XML streams of MOF based metamodels. (See the interface MOF::Package in ad/97-10-02) for more details. In this sense, the XMI together with the MOF conforms to the OMA and can be used as the foundation for developing web based distributed development environments.

In summary the XMI supports W3C XML, OMG MOF, UML and OMA standards. There are no dependencies on any other standards.

10.2 *XMI and W3C DCD*

IBM and Microsoft have collaborated and proposed a new W3C proposal based on XML - Document Content Definition (DCD). DCD is richer than DTD and has better data structuring and data typing capabilities, thus making it an attractive target for XMI in the future. The XMI submitters anticipate that when the DCD specification solidifies, mappings from XMI to DCD will be produced as an evolution of XMI. Another W3C initiative that could influence future XMI direction is XML-Schema work that is getting underway.

10.3 *XMI and CDIF*

EIA CDIF (Electronic Industry Associates - Case Data Interchange Format) was proposed as one of the initial submissions to the SMIF RFP. The CDIF submitters have collaborated with the XMI submitters to incorporate key aspects of CDIF such as the use of unique IDs into the XMI final submission. Preliminary work on providing a migration path from CDIF to XMI has begun and technical feasibility has been assessed.

It is anticipated that additional work is required to provide a migration path from existing metadata interchange standards (such as EIA CDIF - Electronics Industry Associates Case Data Interchange Format) to XMI should such a market requirement exist. The submitters believe that such a migration path is possible based on

1. Implementation experience on CDIF
2. The MOF meta-metamodel has all the modeling concepts needed to represent the CDIF meta-metamodel and provide appropriate transformation algorithms from CDIF to MOF and vice-versa. This analysis has been made by CDIF and MOF experts between the times of initial and final submission. The experience of CDIF designers in metamodeling architectures as well as the experience in the unique ID for meta information has been worked into the current XMI proposal. The work on a migration path from CDIF Transfer Format to XMI is expected to be done in the by the OMG Object Analysis and Design Task Force.

The co-submitters and supporters of the CDIF proposal have helped improve the XMI submission and are now part of the final submission team for this XMI proposal

11.1 Introduction

This section describes the required and optional points of compliance with the XMI specification. The term “XML recommendation” refers to technical recommendations by the W3C for XML version 1.0 and later [XML reference] [W3C reference].

11.2 Required Compliance

11.2.1 XMI DTD Compliance

XMI DTDs are required to conform to the following points:

- The XMI DTD(s), both internal and external, must be “valid” and “well-formed” as defined by the XML recommendation. [XMI reference]
- The determination of compliance on a DTD is made in the “expanded form” where all entity information is expanded out. Many variations of entity declarations result in the same “expanded form” DTD, each variation having have identical compliance.
- The expanded form of an XMI DTD must follow the processing and fixed element declarations of Section 6.2.2, *Requirements for XMI DTDs*, Section 6.4, *XMI DTD and Document Structure*, and Section 6.5, *Necessary XMI DTD Declarations*.
- An expanded form XMI DTD must have the “same” set of elements as those which are created in expanded form using one of the rule sets from Chapter 6. The definition of “same” for two DTDs is that there is an exact one to one correspondence between the elements in each DTD, each correspondence identical in terms of element name, element attributes (name, type, and default actions), element content specification, content grammar, and content multiplicities.

11.2.2 XMI Document Compliance

XMI Documents are required to conform to the following points:

- The XMI document must be “valid” and “well-formed” as defined by the XML recommendation [XMI reference], whether used with or without the document’s corresponding XMI DTD(s). Although it is optional not to transmit and/or validate a document with its XMI DTD(s), the document must still conform as if the check had been made.
- The XMI document must contain the XML declarations and processing instructions as defined in Section 6.4, *XMI DTD and Document Structure*.
- The XMI document must contain one or more XMI root elements that together contain all other XMI information within the document as defined in Section 6.5, *Necessary XMI DTD Declarations*.
- The XMI document must be the “same” as a document following the document production rules of Section 9. The definition of “same” for two documents is that there is an exact one to one correspondence between the elements in each document, each correspondence identical in terms of element name, element attributes (name and value), and contained elements. Elements declared within the XMI.documentation, XMI.extension, and XMI.extensions elements are excepted.

11.2.3 Usage Compliance

The XMI documents must be used under the following conditions:

- The XML parsers, browsers, or other tools used to input and/or output XMI information must conform to the XML recommendation [XMI reference]. Note that early releases of many tools are not fully XML version 1.0 compliant.

11.3 Optional Compliance Points

11.3.1 XMI MOF Subset

- XMI support for MOF meta-models (at the M2 level only) beyond the following subset is optional:
 1. Data types not contained explicitly within the metamodel.
 2. Metamodels having different names for MOF reference ends as association ends.
 3. Metamodels having association ends without references.
 4. Metamodels containing static attributes.
 5. Metamodels with nested classes.

11.3.2 XMI DTD Compliance

XMI DTDs optionally conform to the following points:

- The definition of XML entities within DTDs are suggested to follow the design rules in Section 6.2, Section 6.3, Section 6.5, Section 6.6, Section 7.3, and Section .
- Incomplete model DTD generation rules (Section 6.7) may be used to support transmission of incomplete models. Either all incomplete rules or no incomplete rules should be supported. The incomplete model DTD is a different DTD than the complete model DTD. Support for incomplete models is an optional addition to the mandatory support for complete models.
- DTDs may support the CORBA typecode mapping (6.5.17) or the general data type mapping (6.11).
- Contained elements may optionally have a role for their container with lower bound multiplicity of zero.

11.3.3 XMI Document Compliance

XMI Documents optionally conform to the following points:

- The guidelines for using the XML.extension and XML.extensions elements are suggested in Section 6.5 and Section 6.10. Tools should place their extended information within the designated extension areas, declare the nature of the extension using the standard XMI elements where applicable, and preserve the extensions of other tools where appropriate.
- Processing of XMI differencing elements (Section 6.9) is an optional compliance point. Either all differencing elements are produced and processed, or no differencing elements are produced and processed.
- Documents may support the incomplete model DTD (Section 6.7) or the complete model DTD.
- Documents may support the CORBA typecode mapping (6.5.17) or the general data type mapping (6.11).
- Contained elements may optionally have a role for their container with lower bound multiplicity of zero.

11.3.4 Usage Compliance

The XMI documents are optionally used under the following conditions:

- The XML parsers, browsers, or other tools used to input and/or output XMI information should conform to standard APIs for the XML recommendation [XMI reference]. These APIs include, but are not limited to, DOM [DOM reference], SAX [SAX reference], and Web-DAV [Web-DAV reference].

- Note that the early releases of many tools are not fully XML version 1.0 compliant. Check for updated versions of the tools or use the references as a guide for locating compliant tools.

References

- [HTML40]** "HyperText Markup Language Specification Version 3.0", Dave Raggett, September 1995.
- [XML]** XML, a technical recommendation standard of the W3C. <http://www.w3.org/TR/REC-xml>
- [NAMESP]** Namespaces, a working draft of the W3C. <http://www.w3.org/TR/WD-xml-names>
- [XLINK]** XLinks, a working draft of the W3C. <http://www.w3.org/TR/WD-xlink> and <http://www.w3.org/TR/NOTE-xlink-principles>
- [XPointer]** XPointer, working draft of the W3C. <http://www.w3.org/TR/WD-xptr>
- [RDF]** RDF, a working draft of the W3C. <http://w3c.org/RDF/>
- [RDFSCHEM]** RDF-Schema, a working draft of the W3C. <http://www.w3.org/TR/WD-rdf-schema>
- [XMLDATA]** XML-Data, a note for discussion purposes to the W3C. <http://www.w3.org/TR/1998/NOTE-XML-data>. DCD supercedes XML-Data.
- [DCD]** Document Content Description, an XML submission to the W3C for data types and element dclarations. <http://w3c.org/TR/NOTE-dcd> DCD, by Texuality, Microsoft, and IBM, supercedes XML-Data.
- [XSL]** XSL, a working draft of the W3C. <http://www.w3.org/Style/XSL/>
- [DOM]** DOM, a working draft of the W3C. <http://www.w3.org/DOM/>
- [SAX]** SAX, a standard of the XML-DEV mailing list. <http://www.microstar.com/XML/SAX/>
- [WEBDAV]** Web-DAV, a working draft of the IETF. <http://www.ietf.org/html.charters/webdav-charter.html>
- [UML]** UML, an adopted standard of the OMG. <http://www.omg.org>
- [MOF]** MOF, an adopted standard of the OMG. <http://www.omg.org>
- [XMLJAVA]** XML for Java, a free, complete, commercial XML parser written in Java by IBM. <http://www.alphaworks.ibm.com/formula/xml>

The following is the XML specification's reference to its character set standards:

- [ISO10646]** ISO (International Organization for Standardization). ISO/IEC 10646-1993 (E). Information technology -- Universal Multiple-Octet Coded Character Set (UCS) -- Part 1: Architecture and Basic Multilingual Plane. [Geneva]: International Organization for Standardization, 1993 (plus amendments AM 1 through AM 7).
- [ISO8601]** "Data elements and interchange formats -- Information interchange -- Representation of dates and times", ISO 8601:1988

The following is the XML specification's reference to its character set standards:

- [Unicode]** The Unicode Consortium. The Unicode Standard, Version 2.0. Reading, Mass.: Addison-Wesley Developers Press, 1996.

The following is the Open Group DCE standard on UUIDs.

- [UUID]** CAE Specification
DCE 1.1: Remote Procedure Call
Document Number: C706
<http://www.opengroup.org/onlinepubs/9629399/toc.htm>
<http://www.opengroup.org/onlinepubs/9629399/apdx.htm> (Definition/creation of UUIDs).

Glossary

This glossary defines the terms that are used to describe the XMI specification. The glossary includes concepts from the Meta Object Facility (MOF) as well as key concepts of the Unified Modeling Language (UML) for completeness. The rationale for including key MOF and UML terms is to be consistent in the definition and usage of fundamental object modeling as well as meta modeling constructs and to provide a baseline for creating a common glossary for all OMG OA&DTF modeling and metadata related technologies. This glossary builds on the UML 1.1 and MOF 1.1 glossaries.

In addition to MOF and UML specific terminology it includes related terms from OMG standards, W3C standards, object-oriented analysis and design methods as well as the domain of object repositories and meta data managers. Glossary entries are listed alphabetically. The new glossary entries have been marked (XMI) and mainly consist of Extensible Markup Language (XML) related terminology. For a more comprehensive description of XML, please refer to www.w3c.org.

Scope

This glossary includes terms from the following sources:

- Meta Object Facility 1.1 specification
- Appendix M1 of the UML 1.1 specification
- Object Management Architecture object model [OMA]
- CORBA 2.0 [CORBA]
- Object Analysis & Design RFP-1 [OA&D RFP]
- W3C XML 1.0 specification [XML]

Notation Conventions

The entries in the glossary usually begin with a lowercase letter. An initial uppercase letter is used when a word is usually capitalized in standard practice. Acronyms are all capitalized, unless they traditionally appear in all lowercase.

When brackets enclose one or more words in a multi-word term, it indicates that those words are optional when referring to the term. For example, *aggregate [class]* may be referred to as simply *aggregate*.

The following conventions are used in this glossary:

- *Contrast*: *<term>*. Refers to a term that has an opposed or substantively different meaning.
- *See*: *<term>*. Refers to a related term that has a similar, but not synonymous meaning.
- *Synonym*: *<term>*. Indicates that the term has the same meaning as another term, which is referenced.
- *Acronym*: *<term>*. This indicates that the term is an acronym. The reader is usually referred to the spelled-out term for the definition, unless the spelled-out term is rarely used.

The glossary is extensively cross-referenced to assist in the location of terms that may be found in multiple places.

Terms

abstract class	A <i>class</i> that cannot be instantiated.
abstraction	A group of essential characteristics of an <i>entity</i> that distinguish it from other entities. An <i>abstraction</i> defines a boundary relative to the perspective of the viewer.
abstract language	A system of expression for expressing information that is independent of any particular human readable <i>notation</i> . Contrast: <i>concrete language</i> or <i>notation</i> . (MOF)
actual parameter	Synonym: <i>argument</i> .
aggregate [class]	A <i>class</i> that represents the "whole" in an <i>aggregation</i> (whole-part) relationship. See: <i>aggregation</i> . (UML)
aggregation	A special form of <i>association</i> that specifies a whole-part relationship between the aggregate (whole) and a component part. See: <i>composition</i> .
analysis	A phase of the software development process whose primary purpose is to formulate a model of the problem domain. Analysis focuses on what to do, design focuses on how to do it.
analysis time	Refers to something that occurs during an <i>analysis</i> phase of the software development process.
annotation	Synonym: <i>note</i> . (MOF)

any	A CORBA primitive data type. A strongly typed “universal union” type that can contain any value whose type is a CORBA data type. This data type is typically used in CORBA IDL when it is not possible to choose an appropriate type at the time the interface is defined. Use of CORBA anys entails <i>dynamic type checking</i> , and extra overheads in value transmission. See <i>strong typing</i> , <i>dynamic typing</i> , <i>TypeCode</i> . (CORBA)
architecture	The organizational structure of a <i>system</i> . An architecture can be recursively decomposed into parts that interact through <i>interfaces</i> , <i>relationships</i> that connect parts, and <i>constraints</i> on the way that parts can be assembled.
argument	A specific value corresponding to a <i>parameter</i> . Synonym: <i>actual parameter</i> .
array	<ol style="list-style-type: none"> 1. A CORBA constructed data type. 2. A <i>collection</i> (1) whose type fixes the number of elements. The <i>ordering</i> and <i>uniqueness</i> properties of an array are indeterminate. (MOF)
artifact	A piece of information that is used or produced by a software development process. An artifact can be a model, a description or a piece of software.
association	<ol style="list-style-type: none"> 1. A semantic relationship two or more types describes a set of connections between their respective instances. (UML) 2. An <i>association</i> (1) between classes. (MOF)
Association	A model element that defines an <i>association</i> (2) in a MOF metamodel. (MOF)
association end	See: <i>association role</i> .
AssociationEnd	A model element that defines an <i>association end</i> in a MOF metamodel. (MOF)
association class	A modeling element that has both association and class properties. An association class can be seen as an association that also has class, or as a class that also has association properties. (UML)
association role	The <i>role</i> that a <i>type</i> or <i>class</i> plays in an <i>association</i> . Synonym: <i>association end</i> .
attribute	<ol style="list-style-type: none"> 1. An attribute of an object is an identifiable association between the object and some other entity or entities. (OMA) 2. An attribute is a named property of a type. (UML) 3. An attribute is a named property of a class. (MOF)
Attribute	A model element that defines an <i>attribute</i> in a MOF metamodel. (MOF)
bag	An <i>unordered collection</i> in which duplicate members are allowed. (MOF)
base type	The base type of a <i>collection</i> (1) is the <i>type</i> (1) of its elements.
behavior	The observable effects of an operation, including its results (MOF). Synonym: behavior (OMA)
binary association	An <i>association</i> between two classes. The degenerate case of an <i>n-ary association</i> where “n” is two.
boolean	<ol style="list-style-type: none"> 1. A UML <i>enumeration</i> type whose values are true and false. (UML) 2. A CORBA primitive <i>data type</i> whose values are true and false. (CORBA)

builtin type	A type in a type system which is available as a predefined type in all instantiations of the type system; e.g. “short” and “string” are builtin types in CORBA IDL. Contrast: <i>primitive type</i> .
boolean expression	An <i>expression</i> that evaluates to a <i>boolean</i> value.
CDATA section	A part of an <i>XML Document</i> in which any markup (e.g. tags) is not interpreted, but is passed to the application as is. (W3C)
cardinality	The number of elements in a <i>collection</i> . Contrast: <i>multiplicity</i> .
class	<ol style="list-style-type: none"> 1. A <i>type</i> (3) that characterizes objects that share the same attributes, operations, methods, relationships, and semantics. (UML) 2. An implementation that can be instantiated to create multiple objects with the same behavior. Types classify objects according to a common interface; classes classify objects according to a common implementation. (OMA)
Class	A model element that defines an <i>class</i> (1) in a MOF metamodel. (MOF)
classifier	<ol style="list-style-type: none"> 1. A category of UML model elements that roughly correspond to types in programming languages. The category includes <i>association classes</i>, <i>classes</i> (1), <i>data types</i> (2), <i>interfaces</i>, <i>subsystems</i> and <i>use cases</i>. (UML) 2. The category of MOF model elements analogous to classifier (1):
classifier level	In MOF metamodels and UML models, this label indicates that the labelled feature is common to all instances of its classifier. For example, a classifier level attribute of a class is common to all instances of the class. Synonym: <i>static</i> . Contrast: <i>instance level</i> . (UML, MOF)
class diagram	A UML <i>diagram</i> that shows a collection of declarative (static) model elements, such as classes, types, and their contents and relationships. (UML)
class proxy	A MOF <i>metaobject</i> that carries the <i>classifier level</i> attributes and operations for an instance of a MOF class. (MOF)
client	A type, class, or component that requests a service from another type, class or component. (UML)
closure	The <i>transitive closure</i> of some object under some relationship or relationships.
collection	<ol style="list-style-type: none"> 1. A group of values or objects. The values in a collection are often referred to as members or elements of the collection. 2. A <i>collection</i> (1) in which the members are instances of the same base type. The type of a collection is defined by the <i>base type</i> and a <i>multiplicity</i>. See: <i>array</i>, <i>sequence</i>, <i>bag</i>, <i>set</i>, <i>list</i> and <i>unique list</i>. (MOF)
compile time	Indicates something that occurs during the compilation of a software module.
component	An executable software module with an identity and a well-defined interface.
composite [class]	A class that is related to one or more classes by a composition relationship. See: <i>composition</i> .
composite aggregation	Synonym: <i>composition</i> .

composition	A form of <i>aggregation</i> with strong ownership and coincident lifetime as part of the whole. Parts with non-fixed multiplicity may be created after the composite itself, but once created they live and die with it (i.e. they share lifetimes). Such parts can also be explicitly removed before the death of the composite. Composition may be recursive. Synonym: <i>composite aggregation</i> . (UML)
concrete class	A <i>class</i> that can be directly instantiated. Contrast: <i>abstract class</i> .
concrete language	Synonym: <i>notation</i> .
constraint	A semantic condition or restriction. Certain constraints are predefined, others may be user defined. Constraints may be expressed in <i>natural language</i> or a <i>formal language</i> . (UML, MOF)
Constraint	A model element that defines a <i>constraint</i> on another element in a <i>MOF metamodel</i> . (MOF)
container	<ol style="list-style-type: none"> 1. An entity that exists to contain other entities. See <i>containment</i>. 2. An entity's container is the entity that contains it.
containment	<p>A form of aggregation that is similar to <i>composition</i>. The fundamental properties of containment are:</p> <ul style="list-style-type: none"> • an entity can have at most one container at any given time, and • an entity cannot directly or indirectly contain itself.
containment hierarchy	A containment hierarchy is a tree-shaped graph of entities, consisting of a root entity and all other entities that are directly or indirectly contained by it.
containment matrix	A set of constraints on a containment relationship (expressible as a matrix of boolean values) that determine what other kinds of entities a given kind of entity can contain. For example, the MOF Model definition includes such a matrix to specify which concrete subclasses of <i>ModelElement</i> can be contained by each concrete subclass of <i>Namespace</i> . (MOF)
CORBA	Acronym: The Common Object Request Broker Architecture.
CORBA IDL	Synonym: <i>IDL</i> .
data	A representation of information.
data type	A type whose values have no <i>identity</i> . The data types in a type system are typically into the primitive built-in types, and constructed types such as enumerations and so on.
DataType	A model element that defines a <i>data type</i> on another element in a <i>MOF metamodel</i> . (MOF)
dependency	<ol style="list-style-type: none"> 1. A <i>relationship</i> between two entities in which a change to an aspect of one entity affects the other (dependent) entity in some way. 2. A <i>dependency</i> (1) between two modeling elements such that a change to an element changes the meaning of the dependent element. (UML, MOF)

derived attribute	An pseudo-attribute whose value is not stored explicitly as part of an object, but is calculated from other state when required. Derived attributes can also be updated. (MOF)
derived association	A pseudo-association whose component links are not stored explicitly, but are calculated from other state when queried. Derived associations can also be updated. (MOF)
derived element	<ol style="list-style-type: none"> 1. A model element whose value can be computed from another element, but that is shown for clarity or that is included for design purposes even though it adds no semantic information. (UML) 2. An element in a <i>metamodel</i> that is derived from other metamodel elements, and yet is visible in the interfaces produced by an object mapping. See <i>derived attribute</i>, <i>derived association</i>. (MOF)
design	The phase of the software development process whose primary purpose is to decide how the system will be implemented. During the design phase, strategic and tactical decisions are made to meet the required functional and quality requirements of a system.
design time	Refers to something that occurs during a design phase of the software development process. Contrast: <i>analysis time</i> .
development process	A set of partially ordered steps performed for a given purpose during software development, such as constructing models or implementing models.
diagram	A graphical presentation of a collection of model elements, most often rendered as a connected graph of arcs (relationships) and vertices (other <i>model elements</i>).
document element	See root element. (XML)
Document Type Definition	See DTD (XML)
domain	An area of knowledge or activity characterized by a set of concepts and terminology understood by practitioners in that area.
dynamic typing	A category of <i>type safety</i> that can only be enforced by <i>dynamic type checking</i> . Type systems with dynamic typing are more expressive than those with static typing only. at the cost of run time overheads and potential type errors. Contrast: <i>static typing</i> .
dynamic type checking	A <i>type checking</i> activity that occurs at <i>run time</i> . Contrast: <i>static type checking</i> .
DTD	A set of rules governing the element types that are allowed within an XML document and rules specifying the allowed content and attributes of each element type. The DTD also declares all the external entities referenced within the document and the notations that can be used. (XML)
EBNF	Acronym: Extended Backus-Naur Form. A widely used notation for expressing <i>grammars</i> .
element	<ol style="list-style-type: none"> 1. An atomic constituent of a <i>model</i>. Synonym: <i>model element</i>. (MOF, UML) 2. A logical unit of information in a XML document. An XML element consists of a <i>start tag</i>, an <i>element content</i> and a matching <i>end tag</i>. (XML)

element attributes	The name-value pairs that can appear within the <i>start tag</i> of an <i>element</i> (2). (XML)
element content	The elements or text that is contained between the <i>start tag</i> and <i>end tag</i> of an element. (XML)
element type	A particular type of element, such as a paragraph in a document or a class in an XMI encoded metamodel. The element type is indicated by the name that occurs in its start-tag and end-tag. (XML)
empty string	A <i>string</i> with zero characters.
end tag	A tag that marks the end of an element, such as </Model>. See <i>start tag</i> . (XML)
entity	<ol style="list-style-type: none"> 1. A “thing”. 2. An item of interest in a system being modelled.
enumeration	<ol style="list-style-type: none"> 1. A type that is defined as a finite list of named values. For example, Color = {Red, Green, Blue}. (UML) 2. A kind of constructed data type in the CORBA type system. (CORBA)
export	<ol style="list-style-type: none"> 1. To transmit a description of an object to an external entity. (OMA) 2. In the context of packages, to make an element visible outside of its enclosing <i>namespace</i>. See: <i>visibility</i>, <i>import</i> (2). (UML)
expression	A formula in some language that can be evaluated in some context to give a value. For example, the expression (7 + 5 * 3) evaluates to 22.
extent	The set of objects that belong to a MOF package instance, class proxy or association instance. (MOF)
feature	A (meta-)model element that defines part of another (meta-)model element. For example an UML class has attributes and operations as features. (UML, MOF)
formal language	A <i>language</i> with a specified syntax and meaning.
formal parameter	Synonym: <i>parameter</i> .
framework	A micro-architecture that provides an extensible template for applications within a specific domain. (UML)
frozen	Synonym: <i>immutable</i> . (MOF)
grammar	A formal specification of the syntax of a <i>language</i> .
generalizable element	A model element that may participate in a generalization relationship. See: <i>generalization</i> . (UML)
generalization	A taxonomic relationship between a more general element and a more specific element. The more specific element is fully consistent with the more general element and contains additional information. An instance of the more specific element may be used where the more general element is allowed. See: <i>specialization</i> .
generic interface	Interfaces that are shared by all MOF metaobjects. See <i>Reflective</i> . Contrast: <i>specific interfaces</i> . (MOF)

HTML	Acronym: Hyper Text Markup Language. A language for associating visual markup and hyperlinks with textual information that is one of the cornerstones of the World Wide Web. HTML is a particular application of <i>SGML</i> . (W3C)
identifier	A value that denotes an <i>instance</i> with <i>identity</i> . See: <i>name</i> , <i>object reference</i> .
identity	“Thingness”. A <i>instance</i> has identity if it can be distinguished from other instances irrespective of its component values. For example, objects have identity but numbers do not.
IDL	<ol style="list-style-type: none"> 1. Acronym: Interface Definition Language. The OMG language for specifying CORBA object interfaces. (OMA) 2. An interface specification in CORBA <i>IDL</i> (1) - colloquial.
IDL mapping	<ol style="list-style-type: none"> 1. A mapping of the design expressed in a model onto CORBA IDL. 2. An <i>IDL mapping</i> (1) defined in the MOF standard that maps a <i>MOF metamodel</i> into CORBA IDL for metaobjects that represent metadata for the metamodel.
immutable	The property of an entity or value that it will never change. For example, the number 42 is immutable. Synonym: <i>frozen</i> . Contrast: <i>read only</i> . (MOF)
implementation	<ol style="list-style-type: none"> 1. An artifact that is the realization of an abstraction in more concrete terms. For example, a class is an implementation of a type, a method is an implementation of an operation. (UML) 2. A realization of a design object in engineering technology; e.g. IDL or program source code. 3. The process of producing an <i>implementation</i> (1)(2).
implementation inheritance	The use of inheritance to produce one implementation artifact from another implementation artifact. Implementation inheritance presupposes interface inheritance.
import	<ol style="list-style-type: none"> 1. To create an object based on a description of an object transmitted from an external entity. See <i>import</i> (1). (OMA) 2. In the context of <i>package</i>, a <i>dependency</i> that shows the packages whose classes may be referenced within a given package (including packages recursively embedded within it). Contrast: <i>export</i> (2). (UML) 3. A relationship between packages in a MOF metamodel that makes the contents of the imported package visible within the importing <i>package</i>. (MOF)
Import	A model element that in a MOF metamodel that specifies that one package imports another package. (MOF)
information	The conjunction of <i>data</i> and structure. For example, facts.
inheritance	The mechanism by which more specific elements incorporate structure and behavior of more general elements related by behavior. See <i>generalization</i> . (UML, MOF)
instance	<ol style="list-style-type: none"> 1. An instance of a <i>type</i> (1) is some value that satisfies the type predicate. (ODP) 2. An object created by instantiating a class. (OMA) 3. An entity to which a set of operations can be applied and which has a state that stores the effects of the operation. (UML)

instance level	In MOF metamodels and UML models, this label indicates that the labelled feature is common to all instances of its classifier. For example, a classifier level attribute of a class is common to all instances of the class. Contrast: <i>classifier level</i> . (UML, MOF)
instantiate	The act or process of making an <i>instance</i> of something. See: <i>reify</i> .
interface	A <i>type</i> (1) that describes the externally visible behavior common to a set of objects. An interface includes the <i>signatures</i> of any operations common to all of the objects.
interface inheritance	The inheritance of the interface of a more specific element. This does not imply inheritance of behavior.
introspection	A style of programming in which a program is able to examine parts of its own definition. Contrast: <i>reflection</i> (1).
invariant	A <i>constraint</i> on an entity or group of entities that must hold at all times.
link	A semantic connection between a tuple of objects. An instance of an association. See: <i>association</i> .
link role	An instance of an <i>association role</i> . See: <i>link</i> , <i>role</i> .
list	A <i>collection</i> in which the order of the contents is significant, and duplicates are allowed. An ordered collection. See: Set, Array, Unique list.
knowledge	The conjunction of <i>information</i> with some aspect of understanding.
language	A means of expression. See <i>abstract language</i> , <i>concrete language</i> , <i>natural language</i> .
markup	Information that is intermingled with the text of an XML document to indicate its logical and physical structure. (XML)
member	Synonym: <i>feature</i> .
meta-	A prefix that denotes a Describes relationship. For example, “metadata” describes “data”. (MOF)
metadata	1. Data that describes other data. A constituent of a model. (MOF) 2. An inclusive term for metadata (1), meta-metadata and meta-meta-metadata. (XMI)
meta-level	The level of “meta-”ness of a concept in a metadata framework.
meta-metadata	Data that describes metadata. A constituent of a metamodel. (MOF)
meta-meta-metadata	Data that describes meta-metadata. A constituent of a meta-metamodel. (MOF)
meta-metamodel	A model that defines an <i>abstract language</i> for expressing <i>metamodels</i> . The relationship between a <i>meta-metamodel</i> and a <i>metamodel</i> is analogous to the relationship between a <i>metamodel</i> and a <i>model</i> . See: <i>MOF Model</i> , <i>the</i> . (MOF)
metamodel	A model that defines an <i>abstract language</i> for expressing other <i>models</i> . An instance of a <i>meta-metamodel</i> . See: <i>MOF metamodel</i> . (MOF)
metamodel elaboration	The process of generating a repository type from a published metamodel. Can includes the generation of interfaces and repository implementations for the metamodel being elaborated. (MOF)

metaobject	<ol style="list-style-type: none"> 1. An object that represents <i>metadata</i> (2). (MOF) 2. Often, a MOF metaobject. (MOF)
metaobject protocol	A <i>reflection</i> (1) technology in which a program can alter the behavior of the instances of a class by send a message to its metaclass. This style of reflection is not part of the MOF specification.
Meta Object Facility, the	See: <i>MOF, the</i> .
method	The implementation of an operation. The algorithm or procedure that effects the results of an operation. (UML)
model	<ol style="list-style-type: none"> 1. A semantically closed abstraction of a system. See: <i>system</i>. (UML) 2. A semantically closed collection of <i>metadata</i> described by a single <i>metamodel</i>. (MOF)
model aspect	A dimension of modeling that emphasizes particular qualities of the metamodel. For example, the structural model aspect emphasizes the structural qualities of the metamodel. (MOF)
model element	Synonym: <i>element</i> . (MOF, UML)
ModelElement	The abstract superclass of all model elements in a <i>MOF metamodel</i> . (MOF)
modeling time	Refers to something that occurs during a modeling phase of the software development process. It includes analysis time and design time. Usage note: When discussing object systems it is often important to distinguish between modeling-time and run-time concerns.
module	A software unit of storage and manipulation. Modules include source code modules, binary code modules, and executable code modules. See: <i>component</i> .
MODL	Acronym: Meta Object Definition Language. A textual language developed by DSTC that can be used to define MOF metamodels. (MOF)
MOF, the	<ol style="list-style-type: none"> 1. Acronym: Meta Object Facility. The OMG adopted standard for representing and managing metadata. (MOF) 2. A metadata service that implements the <i>MOF, the</i> (1) specification. (MOF)
MOF-based model	Synonym: <i>MOF model</i> .
MOF-based metamodel	Synonym: <i>MOF metamodel</i> .
MOF meta-metamodel	Synonym: <i>MOF Model, the</i> .
MOF metamodel	A metamodel whose meta-metamodel is the MOF Model. (MOF)
MOF model	A model (2) whose metamodel is a <i>MOF metamodel</i> . (MOF)
MOF Model, the	The MOF Model is the standard meta-metamodel that is used to describe all MOF metamodels. It is defined in the MOF specification. (MOF)
multiple inheritance	A kind of inheritance in which a type may have more than one supertype.

multiplicity	<ol style="list-style-type: none"> 1. A specification of the range of allowable cardinalities that a set may assume. Multiplicity specifications may be given for roles within associations, parts within composites, repetitions, and other purposes. Essentially a multiplicity is a (possibly infinite) subset of the non-negative integers. (UML) 2. A specification of the allowable cardinalities of the values of an attribute, parameter or association end, along with its uniqueness and orderedness. In the MOF, the allowable cardinalities of a multiplicity must form a contiguous subrange of the non-negative integers. (MOF)
multi-valued	A ModelElement with multiplicity said to be multi-valued when the ‘upper’ bound of its multiplicity is greater than one. The term does not the number of values held by an attribute, parameter, etc., at any point in time, but rather to the number of values that it can have at one time. Contrast: <i>single-valued</i> . (MOF)
n-ary association	An association involving three or more classes. Each link of the association is an n-tuple of values from the respective classes.
name	<ol style="list-style-type: none"> 1. A human readable identifier. See: <i>identifier</i>. 2. The <i>name</i> (1) of a model element. (MOF, UML)
namespace	<ol style="list-style-type: none"> 1. A mapping from <i>names</i> (1) to entities denoted by those names. 2. An element of a metamodel whose primary purpose is to act as a <i>namespace</i> (1) for element names. (MOF)
Namespace	The abstract class in the MOF model that is the supertype of those classes that act as <i>namespaces</i> (2). The Namespace class also provides element containment in the MOF Model. (MOF)
natural language	A language that has no specification. A language that has evolved for human to human communication; e.g. English, Sanskrit, American Sign Language.
nested package	A package that is defined as contained by another package in a MOF metamodel. An instances of a nested package can only exist in the context of an instance of its enclosing package. (MOF)
node	<ol style="list-style-type: none"> 1. A component in a network. A network consists of nodes connected by edges. 2. A run-time physical object that represents a computational resource, generally having at least a memory and often processing capability as well. Run-time objects and components may reside on nodes. (UML)
notation	A system of human readable (textual or graphical) symbols and constructs for expressing information.
note	A comment attached to an element or a collection of elements. A note has no semantics. (UML)
object	An entity with a well-defined boundary and <i>identity</i> that encapsulates state and behavior. State is represented by attributes and relationships, behavior is represented by operations and methods. An object is an instance of a class. (MOF, UML)
object reference	An <i>identifier</i> for an <i>object</i> , typically a CORBA object. (OMA)

OCL	Acronym: Object Constraint Language. A pure expression language that is a non-normative part of the UML specification (ad/97-08-08) that is designed for expressing constraints. (UML)
operation	A service that can be requested from an object to effect behavior. An operation has a <i>signature</i> , which may restrict the <i>actual parameters</i> that are possible. (MOF, UML)
ordered collection	A <i>collection</i> that is ordered. See <i>ordering</i> . (MOF)
ordering	A property of <i>collections</i> . A collection is ordered if the sequence in which the elements appear needs to be preserved. (MOF)
package	A mechanism for organizing the elements of a model or metamodel into groups. Packages may be nested within other packages. (MOF, UML)
Package	The class in the MOF Model that describes a <i>package</i> in a metamodel. (MOF)
package cluster	A package that groups together a number of packages so that a set of instances of those packages can form a single extent. A package composition mechanism. (MOF 1.x)
package consolidation	Synonym: <i>package cluster</i> . (MOF 1.x)
package importing	See: <i>import</i> (3). A package composition mechanism. (MOF)
package inheritance	A generalization relationship between packages. Analogous to interface <i>interface inheritance</i> for classes. A package composition mechanism. (MOF)
package nesting	Defining one package inside another. A package composition mechanism. See: <i>nested package</i> . (MOF)
parameter	<ol style="list-style-type: none"> 1. A place holder for a value that can be changed, passed or returned by a computation. A parameter typically consists of a parameter name, a type and attributes that specify the information passing semantics for actual parameters. Synonym: <i>formal parameter</i>. Contrast: <i>actual parameter</i>, <i>argument</i>. 2. A parameter (1) of an operation or exception. (CORBA, MOF) 3. A parameter (1) of an operation, message or event. (UML)
postcondition	An <i>constraint</i> that must be true at the completion of a computation.
precondition	An <i>constraint</i> that must be true at the start of a computation.
primitive type	A type from which other types may be constructed, but that is not constructed from other types. See <i>type system</i> .
product	The artifacts of development, such as models, code, documentation, work plans. (UML)
profile	A simplified subset of a language or a metamodel.
projection	<ol style="list-style-type: none"> 1. A primitive operation in relational algebra which produces a relation by “slicing” one or more columns from another relation. 2. The set of MOF class instances that is visible via the reference operations of a class instance. For a class X, a n-ary association A(X,Y₁, ... Y_{n-1}) and an instance x ∈ X then the expression

PROJECT [$Y_1, \dots Y_{n-1}$] (SELECT A WHERE $X = x$)

defines the set of links. In the binary case, the set is a set of instances. (MOF)

3. A mapping from a set to a subset. (UML)

property

1. A characteristic of an entity.

2. A *property* (1) that is represented as a mapping from an entity and a property name to a value for the property. See *tagged value*. (UML)

pseudo-code

An informal description of an algorithm in a language whose meaning is not fully defined.

published (meta-)model

A (meta-)model which has been frozen, and made available for use. For example, a published metamodel can be used to instantiate repositories and can be safely reused in other metamodels.

quokka

A small scrub-wallaby found on Rottnest Island, Western Australia.

read only

Describes an object or attribute for which no explicit update operations are provided. (MOF)

reference

1. An identifier.

2. A use of a model element. (UML, MOF)

3. A feature of a class that allows a client to navigate from one instance to another via *association* links. See *projection* (2). (MOF)

Reference

A model element that defines an *reference* in a MOF metamodel. (MOF)

reflection

1. A style of programming in which a program is able to alter its own execution model. A reflective program can create new classes and modify existing ones in its own execution. Examples of reflection technology are metaobject protocols and callable compilers.

2. In the MOF, reflection characterizes what happens when a client examines and updates metadata without compile time knowledge of its metamodel. (MOF)

reflective

Describes something that uses or supports *reflection*.

reflective interfaces

Synonym: *generic interface*. (MOF)

Reflective

The name of the CORBA IDL module containing the MOF's reflective interfaces. (MOF)

reify

To produce an *object* representation of some *information*.

relation

A collection of *relationships* (1) with the same roles. A relation is typically pictured as a two dimensional table with the rows representing relationship tuples, and the columns representing the roles and their values.

relationship

1. A semantic connection between 2 or more entities where each entity fills a distinct role. A relationship is typically expressed as a tuple.

2. Colloquially, a *relation*.

3. A *relationship* (1) between elements of a model. Examples include associations and generalizations (MOF, UML).

repository	<ol style="list-style-type: none"> 1. A logical container for metadata. (MOF) 2. A distributed service that implements a <i>repository</i> (1). (MOF)
requirement	A desired feature, <i>property</i> (1), or behavior of a system.
responsibility	A contract or obligation of a type or class. (UML)
reuse	The act or process of taking a concept or artifact defined in one context and using it again in another context.
role	<ol style="list-style-type: none"> 1. A position in a <i>relationship</i> or column in a <i>relation</i>. 2. The named specific behavior of an entity participating in a particular context. A role may be static (e.g., an association role) or dynamic (e.g., a collaboration role). (UML)
root element	The single outermost element in an <i>XML Document</i> . Synonym: <i>document element</i> . (XML)
run time	The period of time during which a computer program executes.
scope	<ol style="list-style-type: none"> 1. A region of a specification in which a given identifier or entity may be used. 2. An attribute of some features in the UML metamodel and MOF Model that determines if the feature is <i>instance level</i> or <i>classifier level</i>. (MOF, UML)
sequence	<ol style="list-style-type: none"> 1. A CORBA constructed data type. (CORBA) 2. A <i>collection</i> whose data type does not specify ordering or uniqueness semantics. Differs from an <i>array</i> in that the number of elements is not fixed. (MOF)
set	An <i>unordered collection</i> in which a given entity may appear at most once.
SGML	Acronym: Standard Generalized Markup Language. An International Standard (ISO 8879:1986) that describes a generalized markup scheme for representing the logical structure of documents in a system-independent and platform independent manner.
signature	The name and parameters of an operation. Parameters may include an optional returned parameter. (MOF)
single inheritance	A form of generalization in which a type may have only one supertype.
single-valued	A <i>ModelElement</i> with a <i>multiplicity</i> is called single-valued when its upper bound is equal to one. The term single-valued does not pertain to the number of values held by the corresponding feature of an instance at any point in time. For example, a single-valued attribute, with a multiplicity lower bound of zero may have no value. Contrast: <i>multi-valued</i> .
specialization	The reverse of a <i>generalization</i> relationship.
specific interfaces	An interface for metadata described by a given metamodel that is tailored to the abstract syntax of that metamodel. Contrast: <i>generic interface</i> .
specification	A precise description that can or should be used to produce things.
Standard Generalized Markup Language	See: <i>SGML</i>
start tag	A tag that marks the beginning of an element, such as <Model>. Also see end-tag. (XMI)

state	The state of an object is the group of values that constitute its properties at a given point in time.
static	In C++ or Java, a static attribute or a static member function is shared by all instances of a class. Synonym: <i>classifier level</i> .
static type checking	Contrast: <i>dynamic type checking</i> .
static typing	Contrast: <i>dynamic typing</i> .
strong typing	A characteristic of a computational system that type failures are guaranteed not to occur.
stereotype	A new type of modeling element that extends the semantics of the metamodel. Stereotypes must be based on certain existing types or classes in the metamodel. Stereotypes may extend the semantics, but not the structure of pre-existing types and classes. Certain stereotypes are predefined in the UML, others may be user defined. Stereotypes are one of three extendibility mechanisms in UML.
string	A sequence of text characters. The details of string representation depends on implementation, and may include character sets that support international characters and graphics.
subclass	In a generalization relationship the specialization of another class, the superclass. See: <i>generalization</i> .
subtype	In a generalization relationship the specialization of another type, the supertype. See: <i>generalization</i> .
subsystem	A part of a system that it is meaningful to describe in isolation.
superclass	In a generalization relationship the generalization of another class, the subclass. See: <i>generalization</i> .
supertype	In a generalization relationship the generalization of another type, the subtype. See: <i>generalization</i> .
supplier	A type, class or component that provides services that can be invoked by others.
system	A collection of connected units that are organized to accomplish a specific purpose. A system can be described by one or more models, possibly from different viewpoints. (UML)
tagged value	A representation of a <i>property</i> as a name-value pair. In a tagged value, the name is referred as the tag. Certain tags are predefined; others may be user defined. (UML, MOF)
technology mapping	A mapping that transforms a design expressed as a model or metamodel into implementation artifacts; e.g. CORBA IDL or program source code.
top-level package	A <i>package</i> that is not nested in another package. (MOF)
transitive closure	1. The transitive closure of the value v_0 in V under the mapping $m : V \rightarrow V$ is defined by the following equation:

$$TC(v_0, m) \equiv \{ v \in V : (v = v_0) \vee (\exists v_i \in TC(v_0, m) : m(v_i) = v) \}$$

In other words, the set of all V 's that are "reachable" from v_0 via the mapping. (Math)

2. The transitive closure of an initial object under an association is the set of objects reachable from the initial object via extant links in the association. (MOF, XMI)

type	<p>1. A predicate characterizing a collection of entities. (RM-ODP)</p> <p>2. A predicate defined over values that can be used to restrict a possible parameter or characterize a possible result. Synonym: <i>type</i> (1). (OMA)</p> <p>3. A <i>stereotype</i> of <i>class</i> that is used to specify a domain of <i>instances</i> (<i>objects</i>) together with the operations applicable to the objects. A <i>type</i> (3) may not contain methods. (UML)</p>
type checking	A process that checks for programs or executions that could lead to <i>type failure</i> .
TypeCode	A CORBA primitive data type. The TypeCode type is used in CORBA to pass runtime descriptions of CORBA types. A CORBA <i>any</i> value contains a TypeCode to describe the embedded value's type. See <i>any</i> . (CORBA)
type error	An event that is triggered when <i>type checking</i> detects a situation which could lead to <i>type failure</i> .
type expression	An expression that evaluates to a reference to one or more types. (UML)
type failure	A type failure occurs when a computation erroneously uses a value thinking it has one type when it has a different (incompatible) type. The consequences of a type failure are often completely unpredictable.
type loophole	A construct or artifice that allows a program to breach <i>type safety</i> .
type safety	A desirable property of a program or computation that <i>type failures</i> are guaranteed not occur.
type system	A language for expressing <i>types</i> (1). A type system is typically defined from a small set of <i>primitive type</i> and type constructors. See <i>metamodel</i> .
typing	Synonym: <i>type checking</i> .
unique list	An <i>ordered collection</i> in which no entity may not appear more than once as a collection member; i.e. a list in which duplicate elements are not allowed. (MOF)
uniqueness	A property of <i>collection</i> types that determines whether a given element may appear more than once in the collection. (MOF)
unordered collection	A <i>collection</i> in which the order in which the collection members appear has no significance. See <i>ordering</i> . (MOF)
UML, the	Acronym: The Universal Modeling Language. (UML)
UUID	Acronym: Universally Unique IDentifier. An identifier that guaranteed to be unique across all computer systems and across time, provided certain assumptions hold.
valid XML document	An <i>XML Document</i> that conforms to its <i>DTD</i> . (XML)

value	1. An element of a type domain. (UML) 2. An entity that can be a possible actual parameter in a request. (OMA)
view	A <i>projection</i> (3) of a model, which is seen from a given perspective or vantage point and omits entities that are not relevant to this perspective. (UML)
visibility	An <i>attribute</i> of a model element whose value (public, protected, private, or implementation) determines the extent to which the model element may be seen, and hence used, outside of the <i>namespace</i> in which it is defined.
W3C, the	Acronym: the World Wide Web Consortium. The standards body that takes the lead in developing standards related to the Web; e.g. HTML, HTTP and XML. (XML)
well-formed XML document	An XML document that consists of a single element containing properly nested subelements. All entity references within the document must refer to entities that have been declared in the DTD, or be one of a small set of default entities. (XML)
XLink	An XML construct for representing links to external documents. See Xpointer. (XML)
XMI	Acronym: XML-based Metadata Interchange. The proposed OMG specification for a metadata interchange format that is based on the W3C's <i>XML</i> specification. (XMI)
XML	Acronym: Extensible Markup Language. A <i>profile</i> of SGML. XML is the W3C standard for representing structured information; e.g. web metadata. (XML)
XML Declaration	A processing instruction at the start of an XML document, which asserts that the document is an <i>XML Document</i> . (XML)
XML Document	An XML document consists of an optional <i>XML Declaration</i> , followed by an optional <i>DTD</i> , followed by a <i>document element</i> . (XML)
XPointer	An XML construct for linking to an element, range of elements, or text region within the same XML document. (XML-Link 6)

Index

A

- abstract class. See class, abstract
- abstract language. See language
- abstraction Glossary-258
- actual parameter. See parameter
- aggregate 4-30, Glossary-258
- aggregate class. See aggregate
- aggregation Glossary-258
- analysis Glossary-258
- analysis time Glossary-258
- annotation Glossary-258
- any Glossary-259
- architecture Glossary-259
- argument Glossary-259
- array Glossary-259
- artifact Glossary-259
- Association 4-30, 4-41, Glossary-259
- association Glossary-259
 - binary Glossary-259
 - class. See class, association
 - derived Glossary-262
 - end. See association end
 - n-ary Glossary-267
 - role Glossary-259
- association end Glossary-259
- AssociationEnd 4-30, 4-41, Glossary-259
- Attribute 4-30, Glossary-259
- attribute Glossary-259
 - derived Glossary-262
 - element. See element, attribute

B

- bag Glossary-259
- base type. See type, base
- behavior Glossary-259
- binary association. See association, binary
- boolean Glossary-259
- builtin type. See type, builtin

C

- cardinality 4-30, Glossary-260
- CDATA section Glossary-260
- CDIF 3-23, 4-32
- Class 4-30, Glossary-260
- class Glossary-260
 - abstract Glossary-258
 - association class Glossary-259
 - composite Glossary-260, Glossary-261
 - proxy Glossary-260
- class diagram 4-41, Glossary-260
- class proxy. See class, proxy
- classifier Glossary-260
- classifier level. See scope, classifier level
- client Glossary-260
- closure. See transitive closure
- collection Glossary-260
 - ordered Glossary-268
 - unordered Glossary-272

- compile time Glossary-260
- compliance point
 - optional 4-41, 4-42
- compliance points
 - optional 4-42
- component Glossary-260
- composite aggregation. See composition.
- composite. See class, composite
- composition Glossary-261
- concrete class. See class, composite
- concrete language. See language, concrete
- Constraint 4-30, 4-41, Glossary-261
- constraint Glossary-261
- container Glossary-261
- containment Glossary-261
 - hierarchy Glossary-261
 - matrix Glossary-261
- CORBA Glossary-261
 - general language mapping requirements 3-21
- CORBA Any 9-215, 9-221
- CORBA IDL 4-30
- CORBA IDL. See IDL
- CORBA TypeCode 9-226

D

- data Glossary-261
- data type. See type, data
- DataType 4-30, Glossary-261
- DCD 4-37
- DCE 6-54
- dependency Glossary-261
- derived association. See association derived
- derived attribute. See attribute, derived
- derived element. See element, derived
- descendent 6-74
- design Glossary-262
- design time Glossary-262
- development process. See process, development
- diagram Glossary-262
- document element. See element, root
- Document Type Definition. See DTD
- domain Glossary-262
- DTD 4-27, 4-35, Glossary-262
 - automatic generation of 4-39
 - boilerplate 4-39
 - responsibility for standardization of 4-43
- dynamic type checking. See type checking, dynamic
- dynamic typing. See typing, dynamic

E

- EBNF 4-27, Glossary-262
- element 4-34, Glossary-262
 - attribute 4-35, Glossary-263
 - content 4-34, Glossary-263
 - derived Glossary-262
 - document. See element, root
 - ID attribute 4-35
 - nesting of 4-34
 - root Glossary-270
 - type Glossary-263
- element attribute. See element, attribute

- element content. See element, content
- element type. See element, type
- element
 - generalizable Glossary-263
- end tag. See tag, end
- entity Glossary-263
- enumeration Glossary-263
- export Glossary-263
- expression Glossary-263
- extensions 4-27
- extent Glossary-263

F

- feature Glossary-263
- formal language. See language, formal
- formal parameter. See parameter, formal
- framework Glossary-263
- frozen Glossary-263

G

- generalizable element. See element, generalizable
- generalization Glossary-263
- generic interface. See interface, generic
- grammar Glossary-263

H

- HTML 4-32, 4-33, Glossary-264

I

- identifier Glossary-264
- identity Glossary-264
- IDL Glossary-264
 - mapping. See mapping, IDL
- IDL mapping. See IDL, mapping
- IDrefs 6-74
- immutable Glossary-264
- implementation Glossary-264
- implementation inheritance. See inheritance, implementation
- Import Glossary-264
- import Glossary-264
- information Glossary-264
- inheritance 4-30, Glossary-264
 - implementation Glossary-264
 - interface Glossary-265
 - multiple Glossary-266
 - single Glossary-270
- instance Glossary-264
- instance level. See scope, instance level
- instantiate Glossary-265
- interface
 - generic Glossary-263
 - inheritance. See inheritance, interface
 - reflective Glossary-269
 - specific Glossary-270
- introspection Glossary-265
- invariant Glossary-265

K

- knowledge Glossary-265

L

- language Glossary-265
 - abstract Glossary-258
 - concrete Glossary-261
 - formal Glossary-263
 - natural 4-30, Glossary-267
- link Glossary-265
 - role. See role, link
- Linking 6-73, 6-74
- list Glossary-265
 - unique Glossary-272

M

- mapping
 - IDL Glossary-264
 - technology Glossary-271
- markup 4-32, Glossary-265
- member Glossary-265
- meta- 4-29, Glossary-265
- Meta Object Facility, the. See MOF, the
- metadata Glossary-265
 - characteristics of 4-28
 - complete encoding of 4-40
 - definition 4-28
 - differential 4-27
 - examples of 4-28
 - interchange 4-27
- meta-level Glossary-265
 - number of 4-29
- meta-metadata Glossary-265
 - metamodel 4-29
- meta-meta-metadata Glossary-265
- meta-metamodel Glossary-265
- metamodel Glossary-265
 - elaboration Glossary-265
 - interchange 4-27
 - knowledge of 4-40
 - published Glossary-269
- metamodel elaboration. See metamodel, elaboration
- metaobject Glossary-266
 - protocol Glossary-266
- metaobject protocol. See metaobject, protocol
- method Glossary-266
- model Glossary-266
 - aspect Glossary-266
 - definition 4-28
 - element Glossary-266
 - fragments 4-41
 - interchange 4-27
 - interchange of ill-formed 4-41
 - published Glossary-269
 - versions of 4-42
- ModelElement Glossary-266
- modeling time Glossary-266
- MODL 3-24, Glossary-266
- module Glossary-266
- MOF 4-28
 - meta-metamodel Glossary-266
 - metamodel Glossary-266
 - model Glossary-266
- MOF metamodel

- XMI requires validity of 4-41
- MOF model
 - definition 4-28
- MOF Model, the Glossary-266
 - MOF metamodel 4-29
 - UML 4-30
- MOF, the Glossary-266
- MOF-based metamodel. See MOF metamodel
- MOF-based model. See MOF model
- multiple inheritance. See inheritance, multiple
- multiplicity 4-30, Glossary-267
- multi-valued Glossary-267

N

- name Glossary-267
- name space Glossary-267
- Namespace Glossary-267
- namespace Glossary-267
- n-ary association. See association, n-ary
- natural language. See language, natural
- navigability 4-30
- nested package. See package, nested
- node Glossary-267
- notation Glossary-267
- note Glossary-267

O

- object Glossary-267
 - reference. See object reference
- Object Constraint Language (OCL) 9-207
- object containment 9-209
- object reference Glossary-267
- ObjectContents 9-214
- Object-Element 9-213
- OCL 3-24, 4-30, Glossary-268
- Operation 4-30
- operation Glossary-268
- ordered collection. See collection, ordered
- ordering Glossary-268

P

- Package 4-30, Glossary-268
 - import 4-30
 - inheritance 4-30
 - nested 4-30
- package Glossary-268
 - cluster Glossary-268
 - consolidation Glossary-268
 - importing Glossary-268
 - inheritance Glossary-268
 - nested Glossary-267
 - nesting Glossary-268
 - typ-level Glossary-271
- Parameter 4-30
- parameter Glossary-268
 - actual Glossary-258
 - formal Glossary-263
- postcondition Glossary-268
- precondition Glossary-268
- primitive type. See type, primitive
- process

- development Glossary-262
- Producer 9-207, 9-227, 9-229, 9-232, 9-242, 9-243, 9-246
- product Glossary-268
- Production OCL Operations
 - NewTcId 9-246
 - TcDistance 9-246
- Production Rules
 - AnyValue 9-226
 - AttributeAsElement 9-215
 - CharacterValue 9-224
 - ClassAttributes 9-212
 - CompositeAsElement 9-220
 - ContentsFromRoot 9-209
 - EmbeddedObject 9-214
 - EnumAsElement 9-225
 - EnumAttribute 9-218
 - IntegralValue 9-225
 - MvAttributeContents 9-217
 - ObjectAsElement 9-213
 - ObjectContents 9-213
 - ObjectReference 9-216
 - ObjRefOrDataValue 9-221
 - OtherExtentLinks 9-212
 - OtherLinks 9-210
 - RealValue 9-226
 - ReferenceAsElement 9-218
 - ReferencingElement 9-219
 - RequiredTypeDefinitions 9-227
 - SequenceValue 9-223
 - StringValue 9-224
 - StructValue 9-222
 - SvAttributeContents 9-216
 - TcAlias 9-231
 - TcArray 9-232
 - TcEnum 9-233
 - TcExcept 9-234
 - TcFixed 9-236
 - TcObjRef 9-233
 - TcRecursiveLink 9-238
 - TcSequence 9-232
 - TcSimple 9-236
 - TcString 9-235
 - TcStruct 9-231
 - TcUnion 9-234
 - TypeCodeState 9-229
 - TypeCodeValue 9-229
 - TypeId 9-228
 - TypeRef 9-228
 - UnionValue 9-223
- production rules 9-199
- profile Glossary-268
- projection Glossary-268
- property Glossary-269
- prototype 2-19, 2-20
- pseudo-code Glossary-269

R

- RDF 4-37
- read only Glossary-269
- Reference Glossary-269
- reference Glossary-269

- object. See object reference
- reflection Glossary-269
- Reflective Glossary-269
- reflective Glossary-269
- reflective interfaces. See interface, reflective
- reify Glossary-269
- relation Glossary-269
- relationship Glossary-269
- repository Glossary-270
- requirement Glossary-270
- responsibility Glossary-270
- reuse 4-30, Glossary-270
- role Glossary-270
 - association. See association, role
 - link Glossary-265
- root element. See element, root
- run time Glossary-270

S

- scope Glossary-270
 - classifier level Glossary-260
 - instance level Glossary-265
- scrub-wallaby Glossary-269
- sequence Glossary-270
- set Glossary-270
- SGML 4-33, Glossary-270
- signature Glossary-270
- single inheritance. See inheritance, single
- single-valued Glossary-270
- specialization Glossary-270
- specific interfaces. See interface, specific
- specification Glossary-270
- start tag. See tag, start
- state Glossary-271
- static type checking. See type checking, static
- static typing. See typing, static
- stereotype 4-42, Glossary-271
- string Glossary-271
 - empty Glossary-263
- strong typing. See typing, strong
- subsystem Glossary-271
- subtype Glossary-271
- superclass Glossary-271
- supertype Glossary-271
- supplier Glossary-271
- syntax
 - abstract 4-28
- system Glossary-271

T

- tag 4-34
 - balanced pairs of 4-34
 - end Glossary-263
 - name 4-34
 - start Glossary-270
- tagged value 4-42, Glossary-271
- Tag-Value 6-70
- tatic Glossary-271
- technology mapping. See mapping, technology
- timestamp 6-57
- top-level package. See package, top-level

- transitive closure Glossary-271
- Transmitting Incomplete Metadata 6-72
- Transmitting Metadata Differences 6-76
- type Glossary-272
 - base Glossary-259
 - builtin Glossary-260
 - checking. See type checking
 - data Glossary-261
 - encoding of 4-39
 - element. See element, type
 - error Glossary-272
 - expression Glossary-272
 - failure Glossary-272
 - loophole Glossary-272
 - primitive Glossary-268
 - safety Glossary-272
 - system Glossary-272
- type checking Glossary-272
 - dynamic Glossary-262
 - static Glossary-271
- TypeCode Glossary-272
- typing
 - static Glossary-271
- typing Glossary-272
 - dynamic Glossary-262
 - static Glossary-271

U

- UML 4-32, 4-42
 - metamodel for 4-43
- UML, the Glossary-272
- unique list. See list, unique
- uniqueness 4-30, Glossary-272
- unordered collection. See collection, unordered
- UOL 3-24
- URI 4-36
- usage scenarios 5-45
- UUID 6-54, Glossary-272
- UUIDrefs 6-75

V

- Value 6-70
- value Glossary-273
- vendor extensions
 - support for 4-42
- verified 6-57
- view Glossary-273
- visibility Glossary-273

W

- W3C, the 4-27, 4-33, Glossary-273

X

- XLink 9-216, 9-221, Glossary-273
 - XPointer 4-37
- XLinks 6-74
- XMI 4-27, 9-210, Glossary-273
 - applicability of 4-38
 - data interchange using 4-43
 - design goals for 4-38

- document production rules 4-27
- DTD production rules 4-27
- generation of import/export tools for 4-39
- use for data interchange 4-37
- xmi
 - extender 6-58
 - extenderID 6-58
 - id 6-53
 - idref 6-55
 - label 6-54
 - name 6-59, 6-60
 - position 6-61
 - uuid 6-54
 - uuidref 6-55
 - version 6-57, 6-59, 6-60
- XMI element 6-56
- XMI. 9-210
- XMI.add 6-61
- XMI.any 9-208, 9-221, 9-226, 9-227, 9-228
- XMI.content 6-57, 9-208, 9-209, 9-211
- XMI.contents 9-209
- XMI.CorbaRecursiveType 9-238
- XMI.CorbaTcAlias 9-231
- XMI.CorbaTcAny 9-236, 9-237
- XMI.CorbaTcArray 9-232, 9-233
- XMI.CorbaTcBoolean 9-236, 9-237
- XMI.CorbaTcChar 9-236, 9-237
- XMI.CorbaTcDouble 9-236
- XMI.CorbaTcEnum 9-233
- XMI.CorbaTcEnumLabel 9-233
- XMI.CorbaTcExcept 9-234
- XMI.CorbaTcField 9-231, 9-234, 9-235
- XMI.CorbaTcFixed 9-236
- XMI.CorbaTcFloat 9-236
- XMI.CorbaTcLong 9-236
- XMI.CorbaTcLongDouble 9-236, 9-237
- XMI.CorbaTcLongLong 9-236, 9-237
- XMI.CorbaTcNull 9-236, 9-237
- XMI.CorbaTcObjRef 9-233
- XMI.CorbaTcOctet 9-236, 9-237
- XMI.CorbaTcPrincipal 9-236, 9-237
- XMI.CorbaTcSequence 9-232
- XMI.CorbaTcShort 9-236
- XMI.CorbaTcString 9-235
- XMI.CorbaTcStruct 9-231
- XMI.CorbaTcTypeCode 9-236, 9-237
- XMI.CorbaTcUlong 9-236
- XMI.CorbaTcUlongLong 9-237
- XMI.CorbaTcUnion 9-234
- XMI.CorbaTcUnionMbr 9-234
- XMI.CorbaTcUshort 9-236
- XMI.CorbaTcVoid 9-236, 9-237
- XMI.CorbaTcWchar 9-236, 9-237
- XMI.CorbaTcWstring 9-235
- XMI.CorbaTypeCode 9-221, 9-227, 9-229
- XMI.delete 6-61
- XMI.difference 6-60
- XMI.documentation 6-58
- XMI.element.att 6-53
- XMI.enum 9-225
- XMI.extension 6-58

- XMI.extensions 6-57
- XMI.field 9-222, 9-223
- XMI.header 6-57
- XMI.link.att 6-54
- XMI.metametamodel 6-60
- XMI.metamodel 6-59
- XMI.model 6-59
- XMI.octetStream 9-223
- XMI.reference 6-62, 9-216
- XMI.replace 6-61
- XMI.seqItem 9-217, 9-223
- XMI.TypeDefinitions 9-227
- XMI.unionDiscrim 9-223, 9-224
- XMIDataType 6-70, 6-71
- XMIEnumSet 6-71
- XML 4-27, 4-33, Glossary-273
 - APIs 4-33, 4-38
 - benefits of using 4-33
 - conformance with style of 4-39
 - display of 4-33
 - links 4-37
 - low cost of entry 4-33
 - namespaces 4-37
 - overview of 4-34
 - uptake of 4-34
- XML Declaration Glossary-273
- XML Document Glossary-273
- XML document
 - semantic correctness of 4-36
 - valid 4-36, 4-42, Glossary-272
 - well-formed 4-36, Glossary-273
- XML-Data 4-37, 4-39
- XPointer 6-74, Glossary-273
- XSL 4-33, 4-37